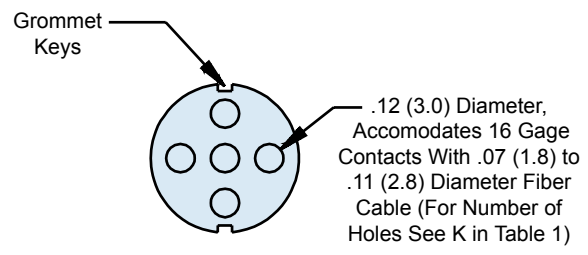
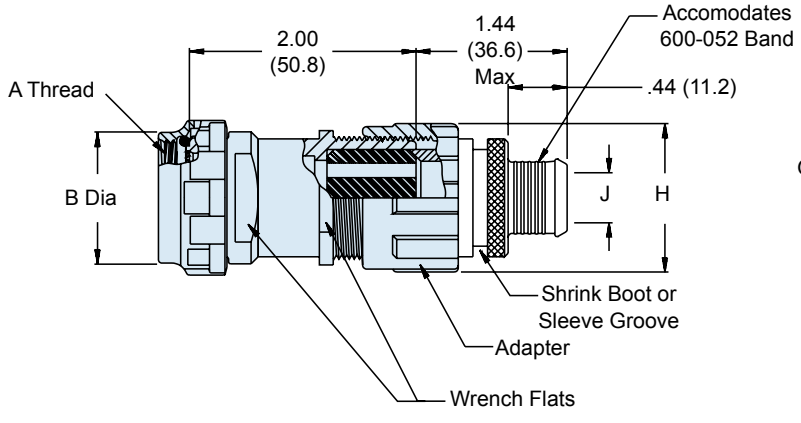
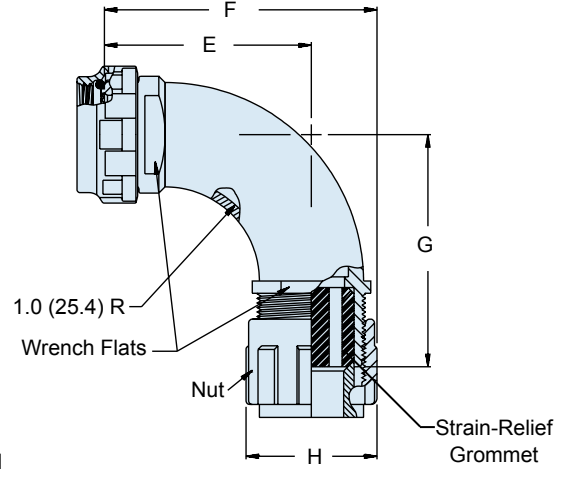




377-040 Composite MIL-DTL-38999 Series III Fiber-Optic Strain-Relief Backshell

377 H S 040 XM 19 A

Product Series ——— 377
 Connector Designator, MIL-DTL-38999, Series III ——— H
 Angular Function ——— S
 S = Straight
 W = 90° Elbow
 Basic Number ——— 040
 Finish Symbol (Table I) ——— XM
 Shell Size Designator (Table I) ——— 19
 Strain Relief Style ——— A
 A = Adapter
 N = Nut



U.S. PATENT NUMBER 6358077

TABLE II: CONNECTOR SHELL SIZE ORDER NUMBER

Shell Size	A thread ISO Metric	B Max	E ±.060 (1.5)	F ±.090 (2.3)	G ±.060 (1.5)	H Max	J Ref.	K (# of Holes)*
11	M15 x 1 - 6H	.770 (19.6)	1.700 (43.2)	2.390 (60.7)	1.900 (48.3)	1.410 (35.8)	.250 (6.4)	2
13	M18 x 1 - 6H	.890 (22.6)	1.780 (45.2)	2.470 (62.7)	1.960 (49.8)	1.410 (35.8)	.310 (7.9)	4
15	M22 x 1 - 6H	1.030 (26.2)	1.820 (46.2)	2.510 (63.8)	2.020 (51.3)	1.410 (35.8)	.310 (7.9)	5
17	M25 x 1 - 6H	1.150 (29.2)	1.890 (48.0)	2.700 (68.6)	2.090 (53.1)	1.640 (41.7)	.440 (11.2)	8
19	M28 x 1 - 6H	1.280 (32.5)	1.930 (49.0)	2.740 (69.6)	2.130 (54.1)	1.640 (41.7)	.500 (12.7)	11
21	M31 x 1 - 6H	1.410 (35.8)	2.000 (50.8)	2.940 (74.7)	2.190 (55.6)	1.890 (48.0)	.500 (12.7)	16
23	M34 x 1 - 6H	1.530 (38.9)	2.080 (52.8)	3.020 (76.7)	2.250 (57.2)	1.890 (48.0)	.630 (16.0)	21
25	M37 x 1 - 6H	1.660 (42.2)	2.140 (54.4)	3.200 (81.3)	2.320 (58.9)	2.160 (54.9)	.750 (19.1)	29

* Use Glenair 687-142 seal plug in vacant holes

TABLE I: FINISH

SYM	MATERIAL	FINISH
XB	Black	No Plating
XO	Base Non-Conductive	No Plating

Metric dimensions (mm) are in parenthesis and are for reference only.