

**PLEASE CHECK WWW.MOLEX.COM FOR LATEST PART INFORMATION**

**Part Number:** [0526741391](#)  
**Status:** **Active**  
**Description:** 2.00mm (.079") Pitch LCD Pin Connector, Black, 13 Circuits

**Documents:**

[3D Model](#) [Product Specification PS-52674-002 \(PDF\)](#)  
[Drawing \(PDF\)](#) [RoHS Certificate of Compliance \(PDF\)](#)

**General**

Product Family	Other Sockets
Series	52674
Component Type	Socket
Product Name	N/A

**Physical**

Circuits (Loaded)	13
Circuits (maximum)	13
Color - Resin	Black
Durability (mating cycles max)	10
Entry Angle	Vertical (Top Entry)
Keying to Mating Part	N/A
Material - Metal	Phosphor Bronze
Material - Plating Mating	Tin
Material - Plating Termination	Tin
PCB Locator	Yes
PCB Retention	Yes
PCB Thickness Recommended (in)	0.062 In
PCB Thickness Recommended (mm)	1.60 mm
Packaging Type	Tube
Pitch - Mating Interface (in)	0.079 In
Pitch - Mating Interface (mm)	2.00 mm
Pitch - Term. Interface (in)	0.079 In
Pitch - Term. Interface (mm)	2.00 mm
Plating min: Mating (µin)	36
Plating min: Mating (µm)	0.90
Plating min: Termination (µin)	36
Plating min: Termination (µm)	0.90
Temperature Range - Operating	-40°C to +100°C
Termination Interface: Style	Through Hole

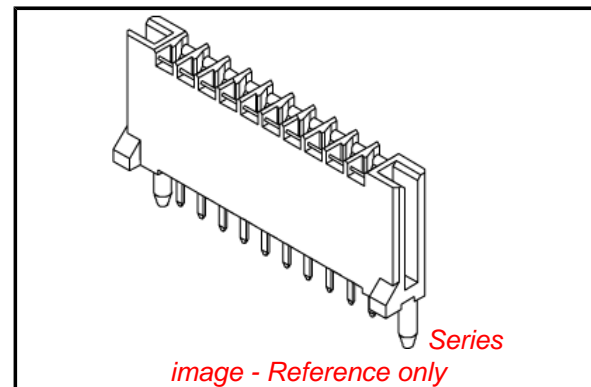
**Electrical**

Current - Maximum per Contact	1A
Voltage - Maximum	125V

**Material Info**

**Reference - Drawing Numbers**

Product Specification	PS-52674-002
Sales Drawing	SD-52674-**21, SD-52674-**91



**EU RoHS**

**ELV and RoHS  
Compliant**  
**REACH SVHC**  
 Not Reviewed  
**Halogen-Free  
Status**  
**Not Reviewed**

**China RoHS**



**Need more information on product  
environmental compliance?**

Email [productcompliance@molex.com](mailto:productcompliance@molex.com)  
 For a multiple part number RoHS Certificate of  
 Compliance, [click here](#)

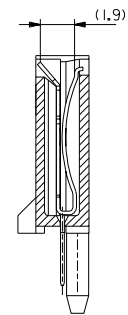
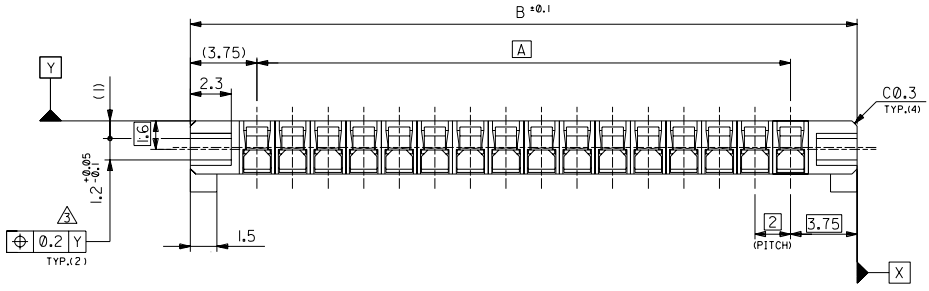
Please visit the [Contact Us](#) section for any  
 non-product compliance questions.

**Search Parts in this Series**

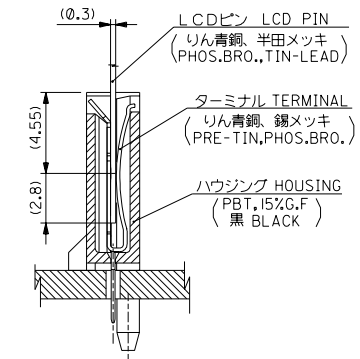
52674Series

**Mates With**

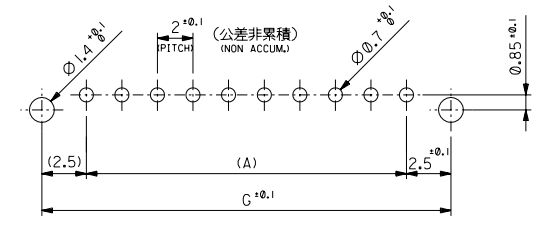
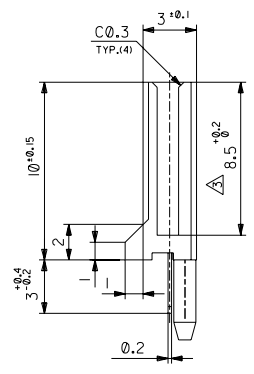
LCD Pin (0.3 x 0.5)



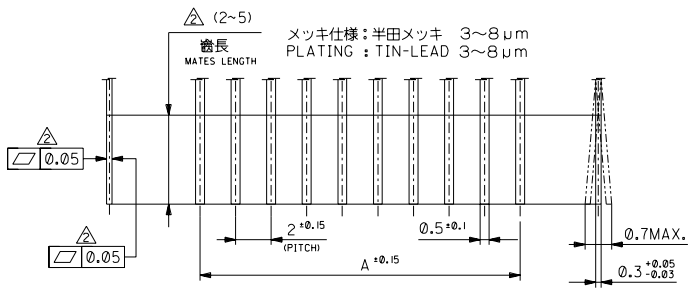
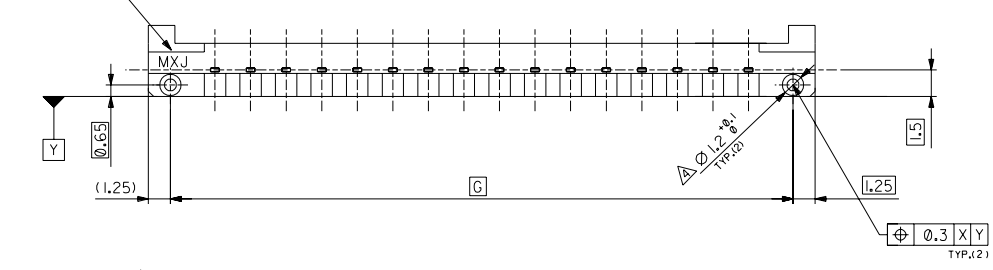
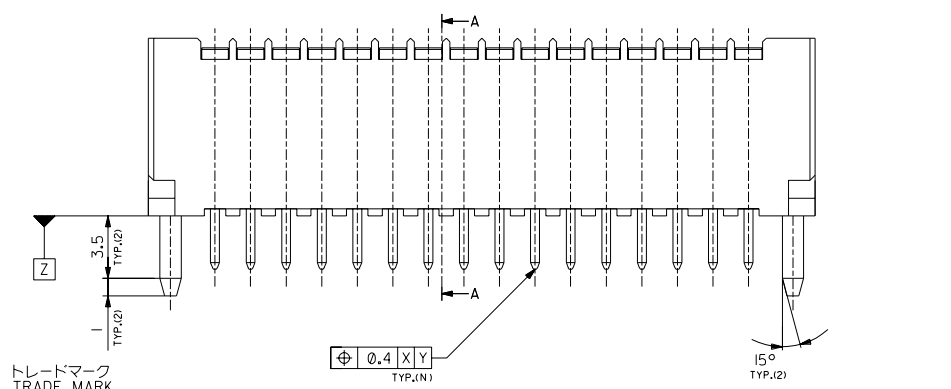
断面 A-A  
SECT. A-A



嵌合状態図  
FULLY MATED CONDITION



基板取付穴推奨寸法 (基板厚=1.6,パンチ穴)  
RECOMMENDED P.C. BOARD HOLE DIM. (THK.=1.6, PUNCH HOLE)



LCDピン推奨寸法及びメッキ仕様  
RECOMMENDED LCD PIN DIM & PLATE SPECIFICATIONS.

注記  
NOTES

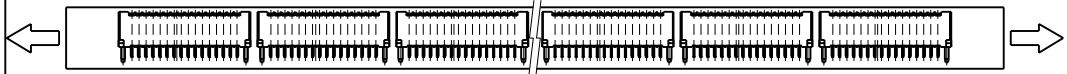
- 1. 嵌合相手：LCDピン (0.3X0.5)  
MATE WITH : LCD PIN (0.3X0.5)
- 2. LCDピンの反りは0.05MAX.  
CAMBER OF LCD PIN 0.05MAX.
- 3. 5全域に於いて維持すること。  
MAINTAIN DIMENSION AT 8.5
- 4. 基準面から0.8の範囲に於いて維持すること。  
MAINTAIN DIMENSION AT Z PLANE WITHIN THE LIMITS OF 0.8

43	45.5	38	52674-2021	19
41	43.5	36	52674-1921	20
39	41.5	34	52674-1821	18
37	39.5	32	52674-1721	17
35	37.5	30	52674-1621	16
33	35.5	28	52674-1521	15
31	33.5	26	52674-1421	14
29	31.5	24	52674-1321	13
27	29.5	22	52674-1221	12
25	27.5	20	52674-1121	11
23	25.5	18	52674-1021	10
G	B	A	製品番号 ENG.NO.	極数 NO.OF Ckt.

材料 MATERIAL		図中記 SEE DRAWING		MOLLEX MOLEX-JAPAN CO.,LTD. 日本モレックス株式会社	
仕上げ FINISH		適用電線範囲 WIRE RANGE		REVISE ONLY ON CAD SYSTEM	
角度 ANGLE		H.T. M.S.		TITLE 名称	
30以上 OVER	±3°	B	変更 REVISED (JA90050)	2.0 LCD CONN.	
10以上 30 UNDER	±0.3	A	検査 REVISD (JA80117)	HOUSING ASS'Y	
10未満 UNDER	±0.2	Q	新規作成 PROPOSED (JA80098)	DWG. NO.	
一般公差 GENERAL TOLERANCES		記号 LTR		REV B	
		変更内容 REVISION RECORD		SD-52674-***21	
		日付 DATE		SCALE 5 : 1	
		検査 CHK.		M. ENOMOTO	

DWG. NO.  
SD-52674-\*\*\*91

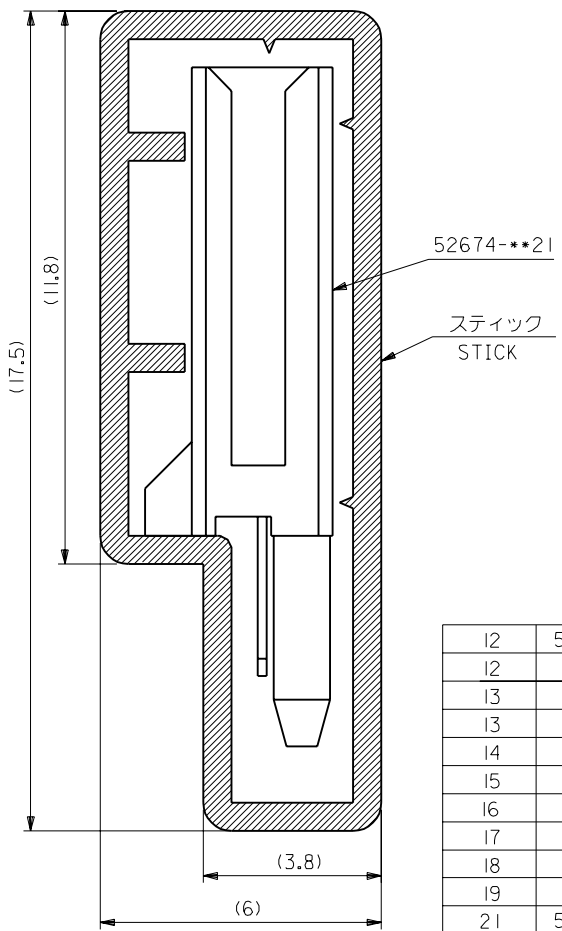
DIMENSIONS IN METRIC DO NOT SCALE DRAWING



製品の取り出し方向  
CONNECTOR EXISTING DIRECTION

注記  
NOTE

1. スティック両端はゴムストッパー止め。  
BOTH ENDS WITH RUBBER STOPPERS.
2. 肉厚 (THICKNESS) : 0.6
3. 全長 (LENGTH) : 580<sup>+2</sup>
4. 一般公差 : ±0.5  
GENERAL TOLERANCES : ±0.5



12	52674-2091	20
12	-1991	19
13	-1891	18
13	-1791	17
14	-1691	16
15	-1591	15
16	-1491	14
17	-1391	13
18	-1291	12
19	-1191	11
21	52674-1091	10
梱包数量 QUANTITY	ENG. NO.	CKT.

<table border="1"> <tr><td>角度 ANGLE</td><td>±3°</td></tr> <tr><td>30°以上 OVER</td><td>+0.3</td></tr> <tr><td>10°以上 30°未満 UNDER</td><td>+0.25</td></tr> <tr><td>10°未満 UNDER</td><td>+0.2</td></tr> <tr><td>一般公差 GENERAL TOLERANCES</td><td></td></tr> </table>		角度 ANGLE	±3°	30°以上 OVER	+0.3	10°以上 30°未満 UNDER	+0.25	10°未満 UNDER	+0.2	一般公差 GENERAL TOLERANCES		<table border="1"> <tr><td>記号 LTR</td><td>変更内容 REVISION RECORD</td><td>DR. CHR.</td><td>日付 DATE</td></tr> <tr><td>0</td><td>新規作成 (JA80098) PROPOSED</td><td>H.T. M.S</td><td>%2/%</td></tr> </table>	記号 LTR	変更内容 REVISION RECORD	DR. CHR.	日付 DATE	0	新規作成 (JA80098) PROPOSED	H.T. M.S	%2/%	<table border="1"> <tr><td>材料 MATERIAL</td><td>スティック: PVC STICK: PVC</td></tr> <tr><td>仕上げ FINISH</td><td>—</td></tr> <tr><td>適用電線範囲 WIRE RANGE</td><td>—</td></tr> <tr><td>被覆外径 INS. RANGE</td><td>—</td></tr> <tr><td>DRAWN BY</td><td>H. TAMURA</td><td>CHK'D BY</td><td>M. SAKANO</td></tr> <tr><td>APP'D BY</td><td>M. ENOMOTO</td><td>尺度 SCALE</td><td>10-1</td></tr> </table>	材料 MATERIAL	スティック: PVC STICK: PVC	仕上げ FINISH	—	適用電線範囲 WIRE RANGE	—	被覆外径 INS. RANGE	—	DRAWN BY	H. TAMURA	CHK'D BY	M. SAKANO	APP'D BY	M. ENOMOTO	尺度 SCALE	10-1	<table border="1"> <tr><td colspan="2">MOLEX-JAPAN CO., LTD. 日本モレックス株式会社</td></tr> <tr><td colspan="2">REVISE ONLY ON CAD SYSTEM</td></tr> <tr><td colspan="2">TITLE 名称 52674-***21 STICK PACKAGING</td></tr> <tr><td>DWG. NO. SD-52674-***91</td><td>REV 0</td></tr> </table>	MOLEX-JAPAN CO., LTD. 日本モレックス株式会社		REVISE ONLY ON CAD SYSTEM		TITLE 名称 52674-***21 STICK PACKAGING		DWG. NO. SD-52674-***91	REV 0
角度 ANGLE	±3°																																													
30°以上 OVER	+0.3																																													
10°以上 30°未満 UNDER	+0.25																																													
10°未満 UNDER	+0.2																																													
一般公差 GENERAL TOLERANCES																																														
記号 LTR	変更内容 REVISION RECORD	DR. CHR.	日付 DATE																																											
0	新規作成 (JA80098) PROPOSED	H.T. M.S	%2/%																																											
材料 MATERIAL	スティック: PVC STICK: PVC																																													
仕上げ FINISH	—																																													
適用電線範囲 WIRE RANGE	—																																													
被覆外径 INS. RANGE	—																																													
DRAWN BY	H. TAMURA	CHK'D BY	M. SAKANO																																											
APP'D BY	M. ENOMOTO	尺度 SCALE	10-1																																											
MOLEX-JAPAN CO., LTD. 日本モレックス株式会社																																														
REVISE ONLY ON CAD SYSTEM																																														
TITLE 名称 52674-***21 STICK PACKAGING																																														
DWG. NO. SD-52674-***91	REV 0																																													

THIS DRAWING CONTAINS INFORMATION THAT IS PROPRIETARY TO MOLEX(JAPAN) AND SHOULD NOT BE USED WITHOUT WRITTEN PERMISSION  
本図面は日本モレックス(株)の所有する情報を含むもので 当社の許可なく複製を禁止する。  
EN-01C(032)MXJ-32

526745TB.DGN