

RF front-end for AM/FM-DSP car radios with IF sampling

Features


- RF AGC generation by RF and IF detection
- I/Q Mixer for FM IF 10.7MHz with image rejection and programmable IF tank adjust for FM and AM
- Preamplifier and mixer for IF 10.7MHz AM upconversion
- VCO and programmable divider for “world receiver”
- Programmable controlled IF-gain stage
- High performance fast PLL for RDS-system
- Electronic alignment for the preselection stages
- All functions bus-controlled

Description

The front-end is a high performance tuner circuit for AM/FM - DSP car radios with 10.7MHz - IF sampling.

Order codes

Part numbers	Package	Packing
TDA7515	LQFP44 (10x 10x 1.4mm)	Tray
TDA7515TR	LQFP44 (10x 10x 1.4mm)	Tape and reel



It contains mixer and IF amplifiers for AM and FM, VCO and PLL synthesizer on a single chip.

Use of BICMOS technology allows the implementation of several tuning functions and a minimum of external components.

1 Block diagram and pin description

Figure 1. Block diagram

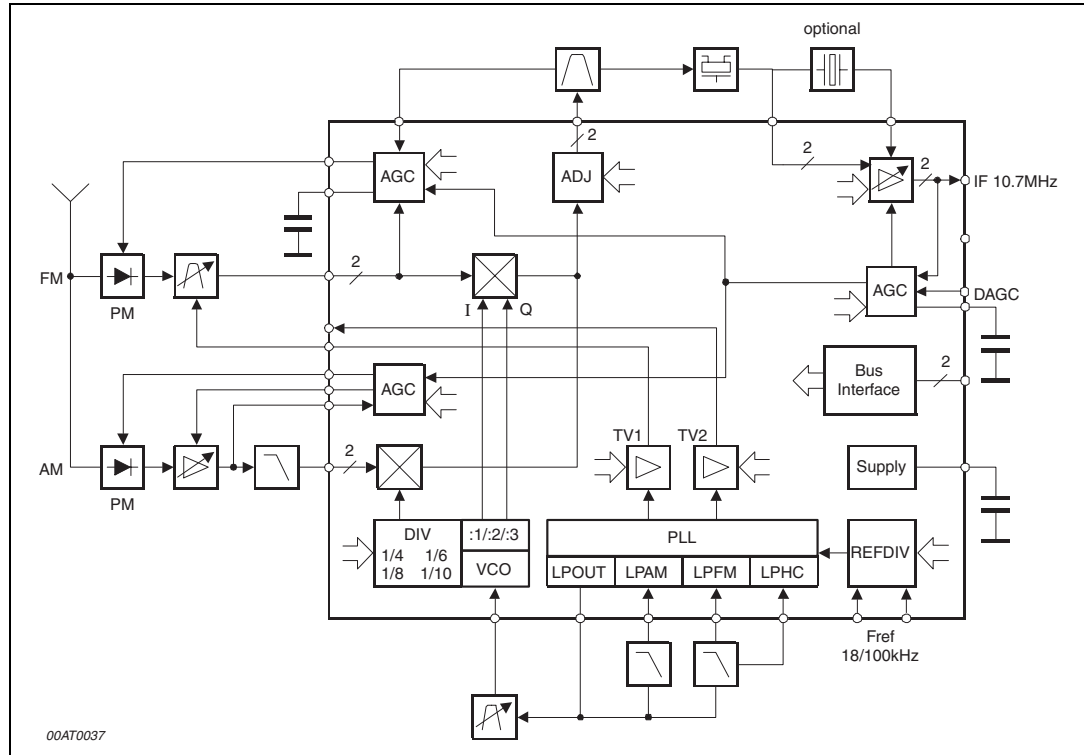


Figure 2. Pin connection

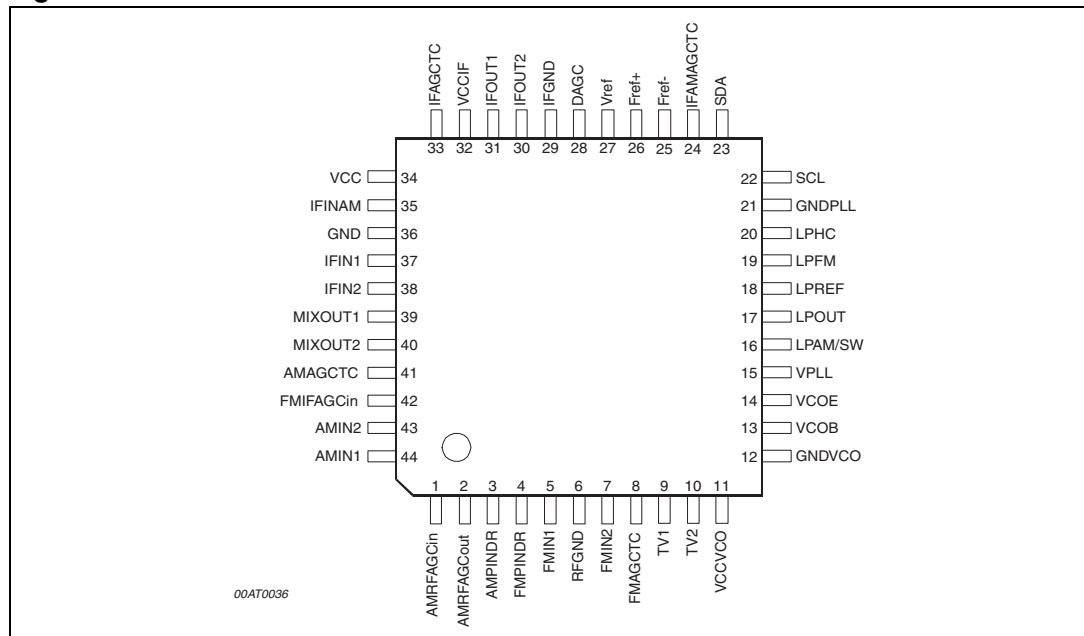


Table 1. Pin description

Pin No.	Pin Name	Function
1	AMRFAGCin	AM AGC input for RF detection
2	AMRFAGCout	AM AGC output for RF AGC
3	AMPINDR	AM AGC pin-diode driver
4	FMPINDR	FM AGC pin-diode driver
5	FMIN1	FM mixer input 1
6	RFGND	RF ground
7	FMIN2	FM mixer input 2
8	FMAGCTC	FM AGC time constant
9	TV1	Tuning voltage 1 output
10	TV2	Tuning voltage 2 output
11	VCCVCO	Supply voltage VCO
12	GNDVCO	VCO ground
13	VCOB	Base VCO
14	VCOE	Emitter VCO
15	VPLL	PLL supply voltage
16	LPAM/SW	OP AMP input to PLL loop filter AM / switch output (optional)
17	LPOUT	OPAMP output to PLL loop filter
18	LPREF	Voltage reference for PLL
19	LPFM	OP AMP input to PLL loop filter FM
20	LPHC	High current PLL loop filter
21	GNDPLL	PLL ground
22	SCL	Bus connection (IIC clock)
23	SDA	Bus connection (IIC data)
24	IFAMAGCTC	Time constant for AM IF AGC
25	Fref-	Reference frequency input
26	Fref+	Reference frequency input
27	Vref	Reference voltage 5V
28	DAGC	Digital keying AGC input
29	IFGND	IF ground
30	IFOUT2	IF amplifier output
31	IFOUT1	IF amplifier output
32	VCCIF	Supply voltage for IF output
33	IFAGCTC	IF AGC time constant
34	VCC	Supply voltage
35	IFINAM	IF input for narrowband AM
36	GND	Ground
37	IFIN1	IF Input - signal
38	IFIN2	IF Input - blocked
39	MIXOUT1	Mixer output
40	MIXOUT2	Mixer output
41	AMAGCTC	AM AGC time constant
42	FMIFAGCin	IF input for FM AGC
43	AMIN2	AM RF input
44	AMIN1	AM RF input

2 Electrical specifications

2.1 Thermal data

Table 2. Thermal data

Symbol	Parameter	Values			Unit
		Min.	Typ.	Max.	
$R_{th(j-a)}$	Thermal resistance			85	°C/W
T_{amb}	Ambient temperature	-40		85	°C
T_{stg}	Storage temperature	-55		150	°C

2.2 Absolute maximum ratings

Table 3. Absolute maximum ratings

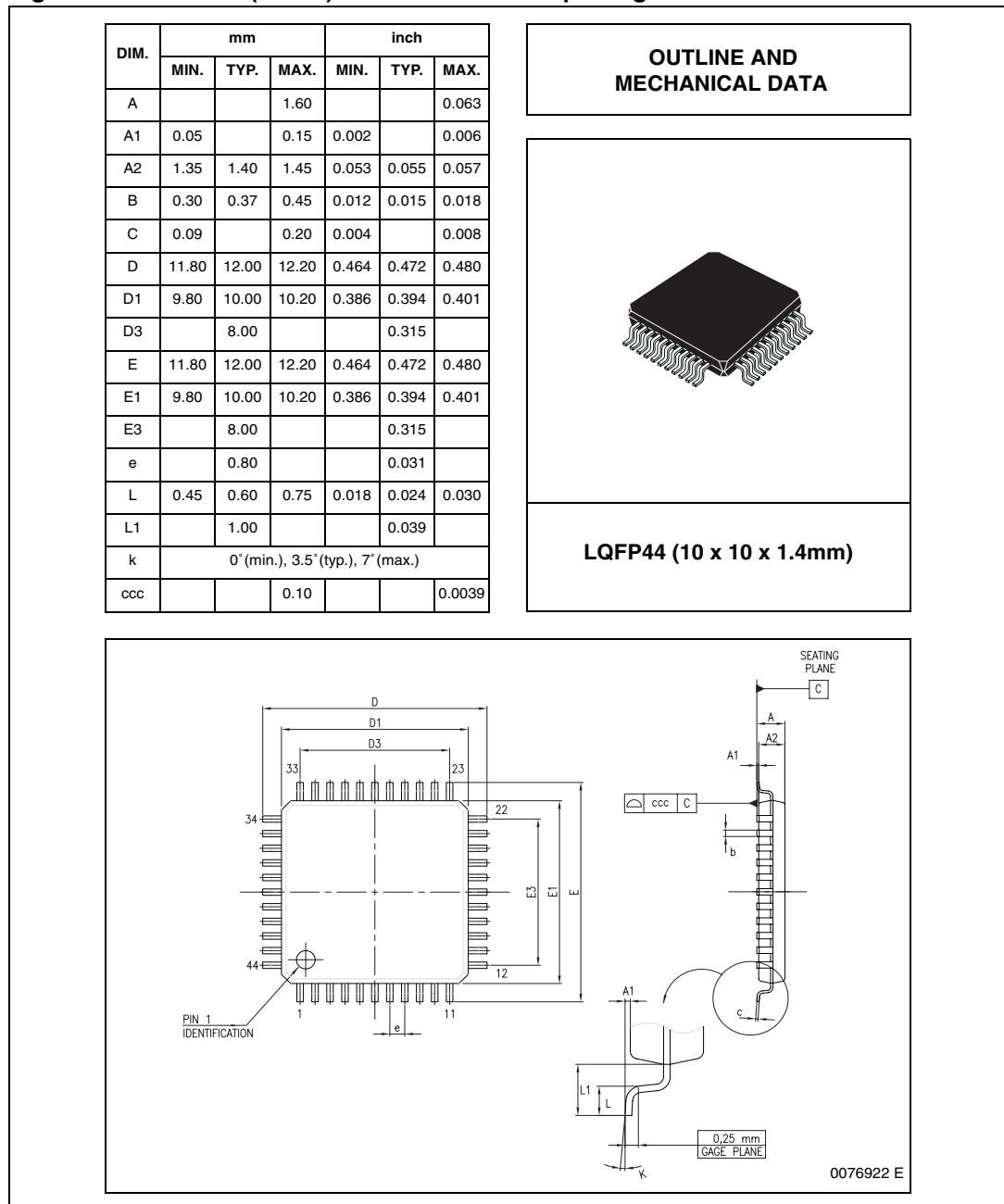
Symbol	Parameter	Value	Unit
V_{CCIF}	Supply voltage for IF-interface	12	V
V_{PLL}	PLL supply voltage	12	V
V_{CCVCO}	VCO supply voltage	12	V
V_{CC}	Supply voltage	12	V
$V_{MIXOUT1/2}$	Open collector voltage	12	V

3 Package information

In order to meet environmental requirements, ST offers these devices in ECOPACK® packages. These packages have a lead-free second level interconnect. The category of second level interconnect is marked on the package and on the inner box label, in compliance with JEDEC standard JESD97. The maximum ratings related to soldering conditions are also marked on the inner box label.

ECOPACK is an ST trademark. ECOPACK specifications are available at: www.st.com.

Figure 3. LQFP44 (10x10) Mechanical data & package dimensions



4 Revision history

Table 4. Document revision history

Date	Revision	Changes
24-Jan-2006	1	Initial release.
24-Nov-2006	2	Package changed, layout changes, text modification.

Please Read Carefully:

Information in this document is provided solely in connection with ST products. STMicroelectronics NV and its subsidiaries ("ST") reserve the right to make changes, corrections, modifications or improvements, to this document, and the products and services described herein at any time, without notice.

All ST products are sold pursuant to ST's terms and conditions of sale.

Purchasers are solely responsible for the choice, selection and use of the ST products and services described herein, and ST assumes no liability whatsoever relating to the choice, selection or use of the ST products and services described herein.

No license, express or implied, by estoppel or otherwise, to any intellectual property rights is granted under this document. If any part of this document refers to any third party products or services it shall not be deemed a license grant by ST for the use of such third party products or services, or any intellectual property contained therein or considered as a warranty covering the use in any manner whatsoever of such third party products or services or any intellectual property contained therein.

UNLESS OTHERWISE SET FORTH IN ST'S TERMS AND CONDITIONS OF SALE ST DISCLAIMS ANY EXPRESS OR IMPLIED WARRANTY WITH RESPECT TO THE USE AND/OR SALE OF ST PRODUCTS INCLUDING WITHOUT LIMITATION IMPLIED WARRANTIES OF MERCHANTABILITY, FITNESS FOR A PARTICULAR PURPOSE (AND THEIR EQUIVALENTS UNDER THE LAWS OF ANY JURISDICTION), OR INFRINGEMENT OF ANY PATENT, COPYRIGHT OR OTHER INTELLECTUAL PROPERTY RIGHT.

UNLESS EXPRESSLY APPROVED IN WRITING BY AN AUTHORIZED ST REPRESENTATIVE, ST PRODUCTS ARE NOT RECOMMENDED, AUTHORIZED OR WARRANTED FOR USE IN MILITARY, AIR CRAFT, SPACE, LIFE SAVING, OR LIFE SUSTAINING APPLICATIONS, NOR IN PRODUCTS OR SYSTEMS WHERE FAILURE OR MALFUNCTION MAY RESULT IN PERSONAL INJURY, DEATH, OR SEVERE PROPERTY OR ENVIRONMENTAL DAMAGE. ST PRODUCTS WHICH ARE NOT SPECIFIED AS "AUTOMOTIVE GRADE" MAY ONLY BE USED IN AUTOMOTIVE APPLICATIONS AT USER'S OWN RISK.

Resale of ST products with provisions different from the statements and/or technical features set forth in this document shall immediately void any warranty granted by ST for the ST product or service described herein and shall not create or extend in any manner whatsoever, any liability of ST.

ST and the ST logo are trademarks or registered trademarks of ST in various countries.

Information in this document supersedes and replaces all information previously supplied.

The ST logo is a registered trademark of STMicroelectronics. All other names are the property of their respective owners.

© 2006 STMicroelectronics - All rights reserved

STMicroelectronics group of companies

Australia - Belgium - Brazil - Canada - China - Czech Republic - Finland - France - Germany - Hong Kong - India - Israel - Italy - Japan - Malaysia - Malta - Morocco - Singapore - Spain - Sweden - Switzerland - United Kingdom - United States of America

www.st.com