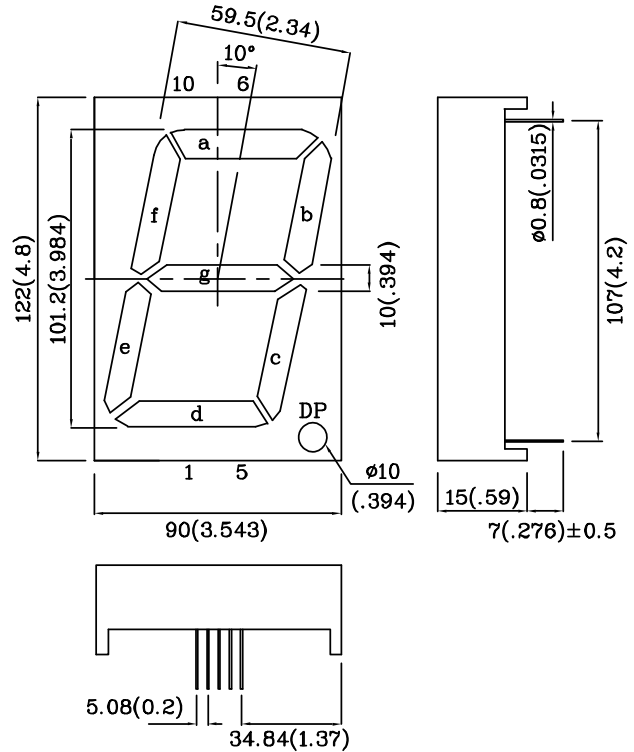
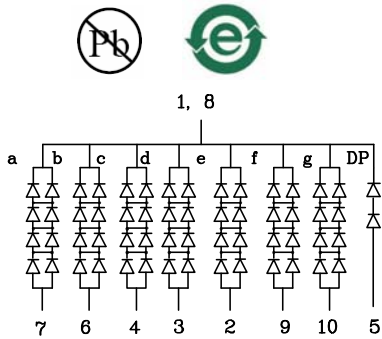


Features

- LARGE SIZE.
- 4.0 INCH DIGIT HEIGHT.
- LOW CURRENT OPERATION.
- EXCELLENT CHARACTER APPEARANCE.
- HIGH LIGHT OUTPUT.
- EASY MOUNTING ON P.C. BOARDS OR SOCKETS.
- I.C. COMPATIBLE.
- MECHANICALLY RUGGED.
- STANDARD : GRAY FACE, WHITE SEGMENT.
- RoHS COMPLIANT.



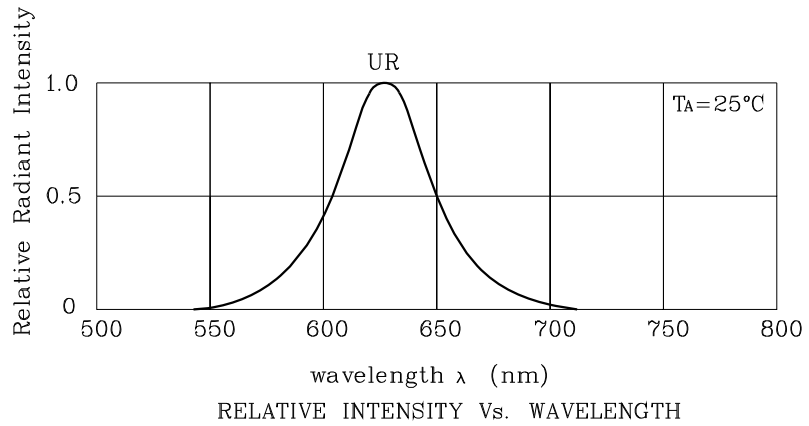
Notes:

1. All dimensions are in millimeters (inches).
2. Tolerance is $\pm 0.25(0.01")$ unless otherwise noted.
3. Specifications are subject to change without notice.

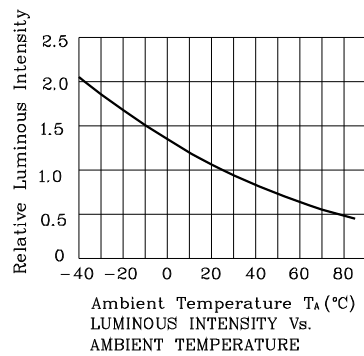
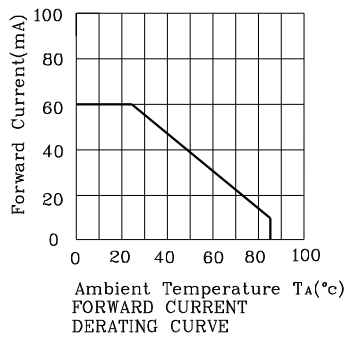
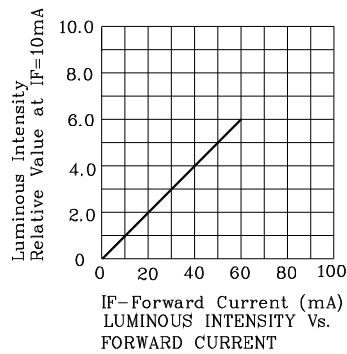
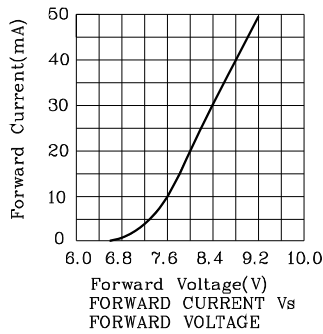
Absolute maximum ratings (TA=25°C)		UR (GaAsP/GaP)	Unit
Reverse Voltage Per Segment Or (Dp)	V _R	20 (10)	V
Forward Current Per Segment Or (Dp)	I _F	60 (30)	mA
Forward Current (Peak) Per Segment Or (Dp) 1/10 Duty Cycle 0.1ms Pulse Width	i _{FS}	320 (160)	mA
Power Dissipation Per Segment Or (Dp)	P _T	600 (150)	mW
Operating Temperature	T _A	-40 ~ +85	°C
Storage Temperature	T _{stg}	-40 ~ +85	
Lead Solder Temperature [2mm Below Package Base]	260°C For 3~5 Seconds		

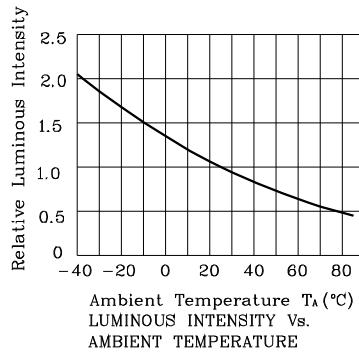
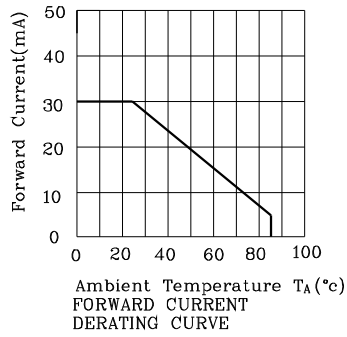
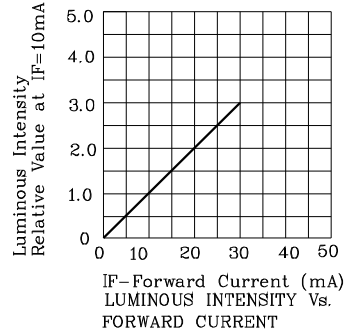
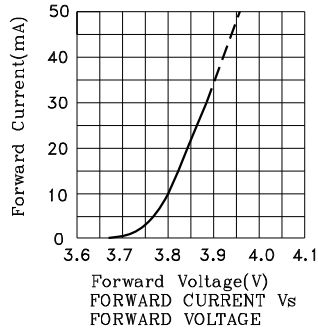
Operating Characteristics (TA=25°C)		UR (GaAsP/GaP)	Unit
Forward Voltage (Typ.) Per Segment Or (Dp) (I _F =10mA)	V _F	7.6 (3.8)	V
Forward Voltage (Max.) Per Segment Or (Dp) (I _F =10mA)	V _F	10.0 (5.0)	V
Reverse Current Per Segment Or (Dp) (Max.) (V _R =20(10)V)	I _R	20 (10)	uA
Wavelength Of Peak Emission (Typ.) (I _F =10mA)	λ _P	627	nm
Wavelength Of Dominant Emission (Typ.) (I _F =10mA)	λ _D	625	nm
Spectral Line Full Width At Half-Maximum (Typ.) (I _F =10mA)	Δλ	45	nm
Capacitance (Typ.) (V _F =0V, f=1MHz)	C	15	pF

Part Number	Emitting Color	Emitting Material	Luminous Intensity (I _F =10mA)		Wavelength nm λ _P	Description
			min.	typ.		
DUR100C-A	Red	GaAsP/GaP	12000	43990	627	Common Cathode, Rt. Hand Decimal



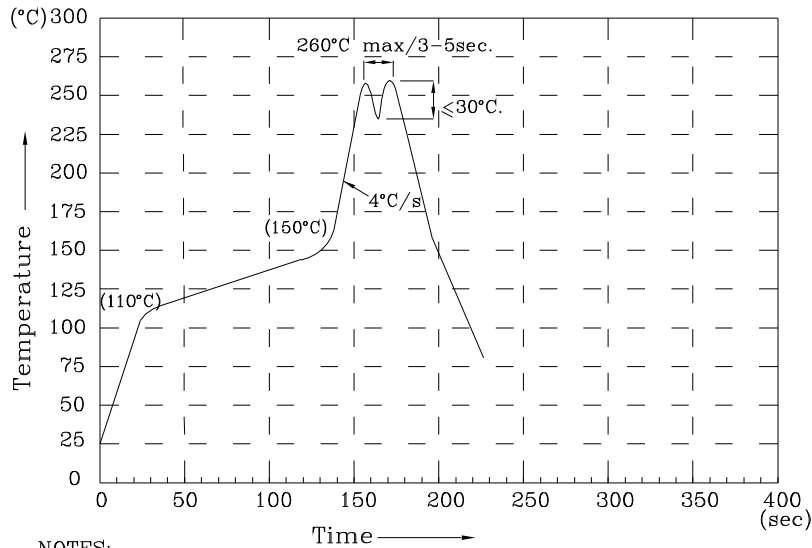
❖ UR





DUR100C-A

Wave Soldering Profile For Lead-free Through-hole LED.



NOTES:

- 1.Recommend the wave temperature 245°C~260°C.The maximum soldering temperature should be less than 260°C.
- 2.Do not apply stress on epoxy resins when temperature is over 85 degree°C.
- 3.The soldering profile apply to the lead free soldering (Sn/Cu/Ag alloy).
- 4.No more than once.

Remarks:

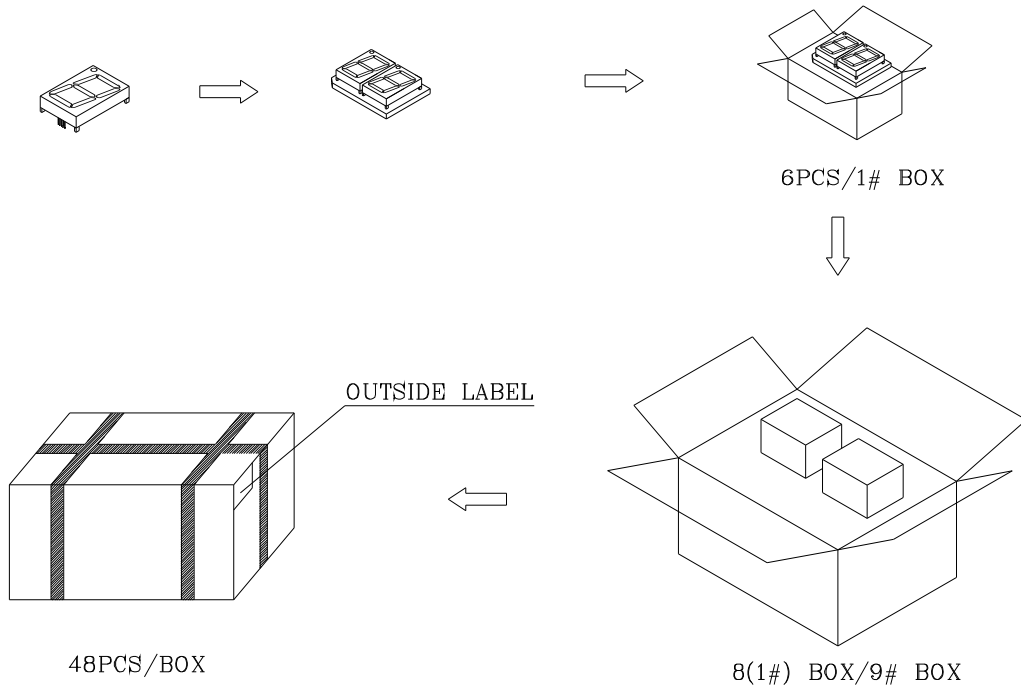
If special sorting is required (e.g. binning based on forward voltage, Luminous intensity / luminous flux, or wavelength), the typical accuracy of the sorting process is as follows:

1. Wavelength: +/-1nm
2. Luminous intensity / luminous flux: +/-15%
3. Forward Voltage: +/-0.1V

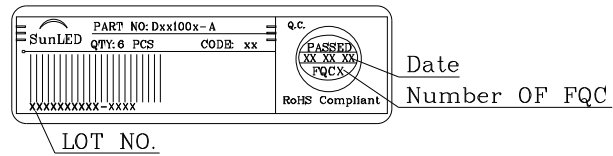
Note: Accuracy may depend on the sorting parameters.

PACKING & LABEL SPECIFICATIONS

DUR100C-A



Inside LABEL Paste On The IC-tube



Outside LABEL Paste On The Box

