140 MHz Bandpass SAW Filter

6.6 MHz Bandwidth

BP62211

Electrical Characteristics					
Parameter	Sym	Minimum	Typical	Maximum	Unit
Center Frequency at 25°C	fc	139.9	140	140.1	MHz
Insertion Loss at fc	IL	-	23.6	26.0	dB
1 dB Bandwidth	BW_1	6.0	6.16	-	MHz
3 dB Bandwidth	BW_3	-	6.6	-	MHz
40dB Bandwidth	BW_{40}	-	8.59	8.70	MHz
50dB Bandwidth	BW_{50}	-	8.85	-	MHz
Passband Variation	-	-	0.5	1.0	dB
Phase Linearity	-	-	5.2	7.0	Deg
Group Delay Variation	-	-	25	50	nsec
Absolute Delay	-	-	2.23	-	µsec
Ultimate Rejection at 12 MHz	-	55	60	-	dB
Substrate Material	-	-	Quartz	-	-
Ambient Temperature	Ta	-	25	-	°C

Typical Performance

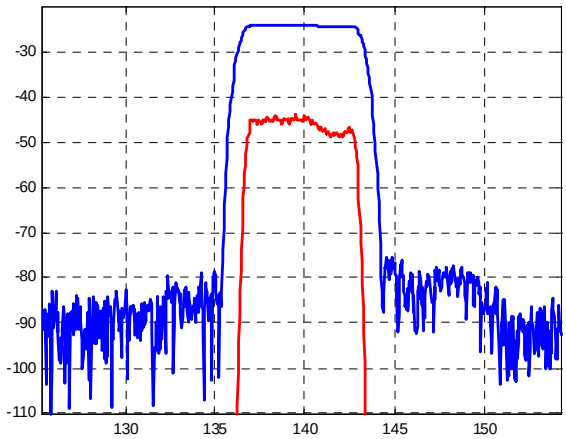

Package Outline

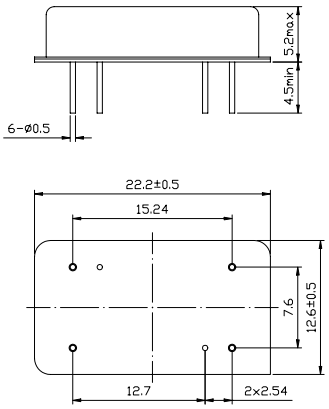

Matching Configuration

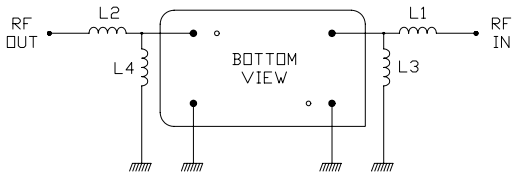

L1 : 248 nH, L2 : 248 nH

L3 : 120 nH, L4 : 100 nH

Nominal Source/Load Impedance : 50 Ω