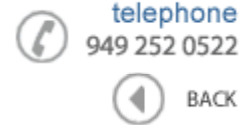


**Data Sheet**


Product Category: IF SAW Filter

Part Number
838-IF65.0M-DPackage
38.0 x 25.0 Thru HoleApplication
Base Station & RepeaterLast Modified
May 24 2003

TYPE :

65.0 MHz Bandpass Filter
19.30 MHz Bandwidth

PART NUMBER :

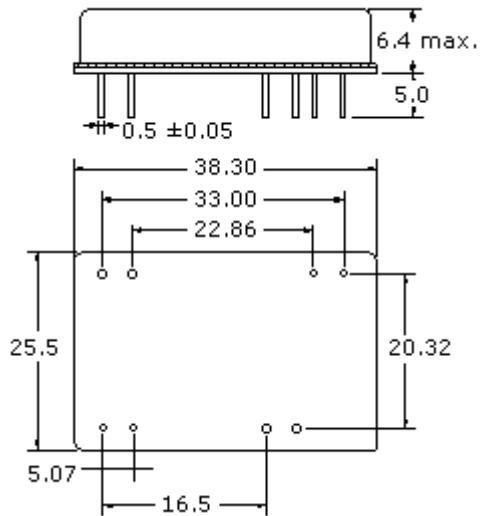
838-IF65.0M-D**OPERATING CONDITIONS / ELECTRICAL CHARACTERISTICS**

PARAMETERS	Minimum	Typical	Maximum	Units
Center Frequency	64.92	65.00	65.08	MHz
Insertion Loss	-	24.5	26.0	dB
1dB Bandwidth	19.10	19.30	-	MHz
3dB Bandwidth	19.30	19.60	-	MHz
40dB Bandwidth	-	20.80	20.90	MHz
Passband Ripple	-	0.6	1.0	dB
Group Delay Variation	-	70	120	nsec
Absolute Delay	-	2.87	-	µsec
Ultimate Rejection	50	55	-	dB
Substrate Material	-	LN	-	-
Ambient Temperature	-	25	-	°C

* Custom SAW IF Filters available. Contact Oscilent for assistance.

PACKAGE OUTLINE (mm)**TEST FIXTURE**

Contact Oscilent for Test Fixture Details



Oscilent Corporation - CALL **949.252.0522**

Part No.: 838-IF65.0M-D

17962 Sky Park Circle, Building D, Irvine, CA 92614, USA
Fax: 949.252.0599, E-Mail: Sales@Oscilent.com

Crystal Oscillators | Quartz Crystal | TCXO | VCXO | IF SAW Filter | RF SAW Filter | Ceramic Resonator
Crystal Filter | Ceramic Filter | SAW Filter / SAW Devices | Site Map