

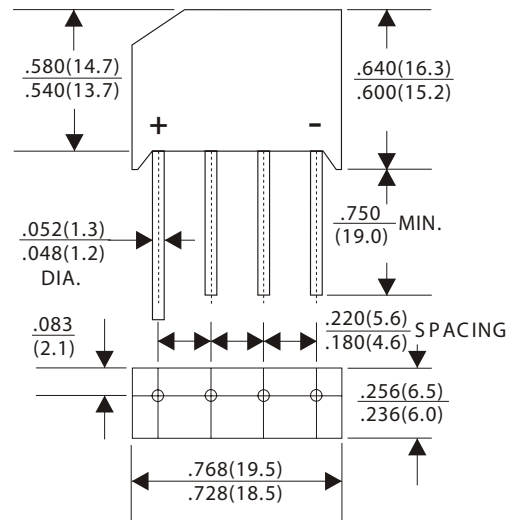
RoHS Compliant Product
A suffix of "-C" specifies halogen-free.



FEATURES

- Surge Overload rating – 125 amperes peak
- Ideal for printed circuit board
- Plastic material has underwrites laboratory Flammability classification 94V-0
- Polarity: marked on body
- Mounting position: Any
- Weight: 4.8 grams

RS-4L



Dimensions in inches and (millimeters)

MAXIMUM RATINGS AND ELECTRICAL CHARACTERISTICS

Rating 25°C ambient temperature unless otherwise specified.
Resistive or inductive load, 60Hz,
For capacitive load, derate current by 20%.

TYPE NUMBER	RS401L	RS402L	RS403L	RS404L	RS405L	RS406L	RS407L	UNITS
Maximum Recurrent Peak Reverse Voltage	50	100	200	400	600	800	1000	V
Working Peak Reverse Voltage	35	70	140	280	420	560	700	V
Maximum DC Blocking Voltage	50	100	200	400	600	800	1000	V
Maximum Average Forward Output Current at T _A = 50°C (Note 1)	4.0							A
Peak Forward Surge Current, 8.3 ms single half Sine-wave superimposed on rated load (JEDEC method)	125							A
Maximum Forward Voltage Drop per Element at 2.0A Peak	1.1							V
Maximum DC Reverse Current at Rated DC Blocking Voltage	10.0							µA
Maximum DC Reverse Current at Rated DC Blocking Voltage and T _A = 150 °C	1.0							mA
Operating and Storage Temperature Range T _J , T _{STG}	-55 ~ +150							°C

Note: 1. Mounting conditions, 0.5" lead length maximum.

● RATING AND CHARACTERISTIC CURVES (RS401L THRU RS407L)

FIG.1-TYPICAL FORWARD CURRENT DERATING CURVE

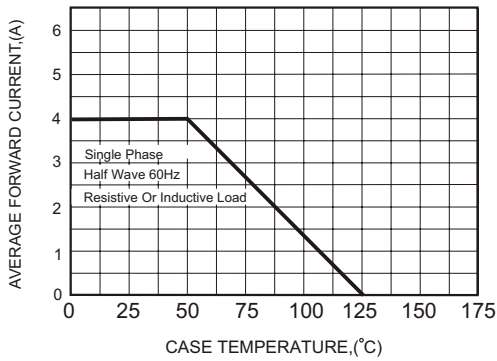


FIG.2-MAXIMUM NON-REPETITIVE FORWARD SURGE CURRENT

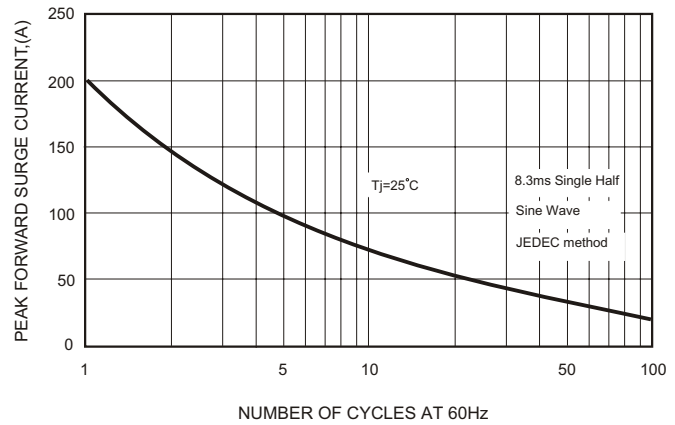


FIG.3-TYPICAL FORWARD CHARACTERISTICS

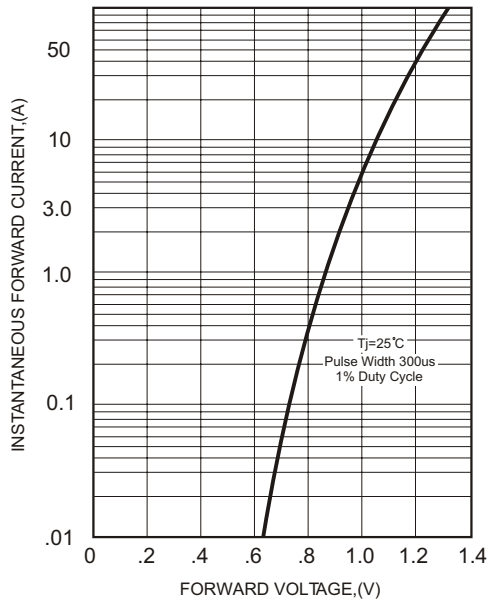


FIG.4-TYPICAL REVERSE CHARACTERISTICS

