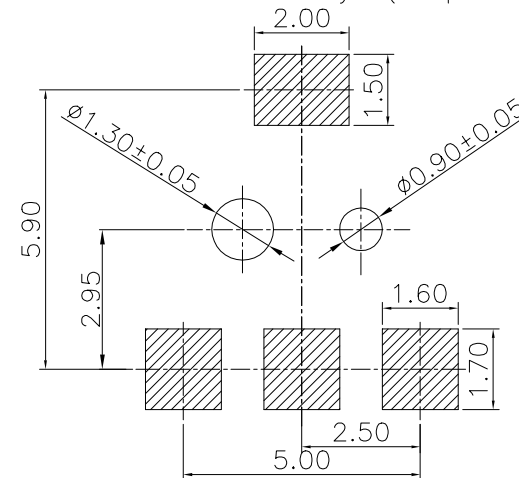


NOTE:
250117MA003□□04ZL

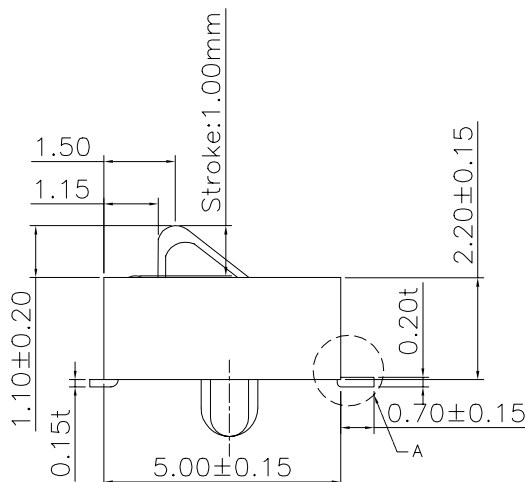
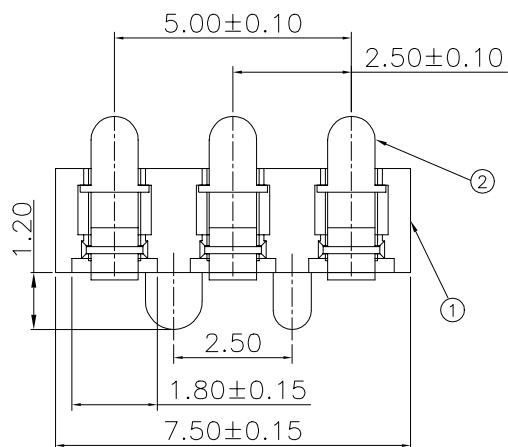
1. Selective plating
 - G1-05u" Gold over Nickel.
 - G2-Indicate Gold flash .
 - G3-10u" Gold over Nickel.
 - G4-15u" Gold over Nickel.
 - G5-30u" Gold over Nickel.
 - G6-50u" Gold over Nickel.

Recommended P.C.B Layout(Component Side)

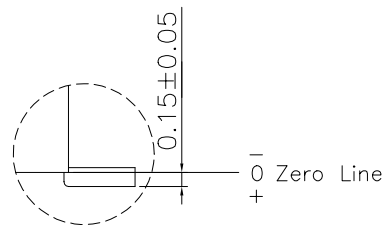
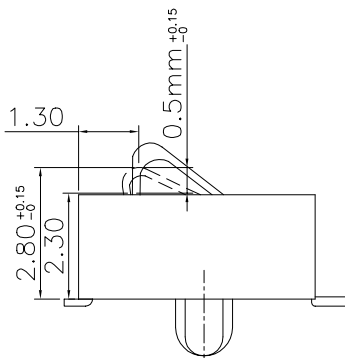
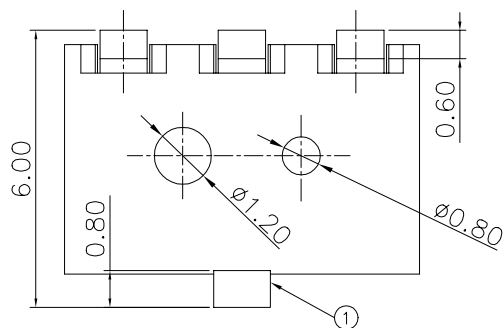


SPECIFICATION:

1. Plastic Material: high temp. Plastic , UL 94V-0 black
2. Terminal Material : Phosphor Bronze.
3. Plating :Min 30u" Gold over 50u" Nickel.
4. Max.Current Rating : 3A
5. Voltage Rating : 50V AC
6. Dielectric Strength: AC 500V for 1 minute.
7. Max.Processing Temp : 230°C for 30Sec



Normal Force must greater than 1N(100g)/perpin in this range



Coplanarity For all Solder Tail
A SCALE (16:1)

3	Fork	Copper	—	Tin plated
2	TERMINAL	C5191H	—	Gold plated
1	PLASTIC	LCP	Black	UL 94V-0
NO.	DESCRIPTION	MATERIAL	COLOR	REMARK

SUYIN
CONNECTOR

CUSTOMER COPY	TITLE: 2.5mm Pitch Battery			
PART NO.	250117MA003GX04ZL			
PART NO.(OLD)	—			
DRAWING NO.	250117MA003GX04ZL			
SCALE	8:1	UNIT	mm	A4

ECN(DCN) NO.	0	DATE	NEW	CHANGE	APPRO.	Angle	±2°	DRAW
						30 ~	±0.50	DESIGN
						10 ~ 30	±0.30	CHECK
						~ 10	±0.15	APPRO.
						GENERAL TOLERANCE UNLESS OTHERWISE NOTED		