

1:1 Transmission Line Balun Transformer
50 - 1200 MHz

M/A-COM Products
Part Status: Released Rev V1

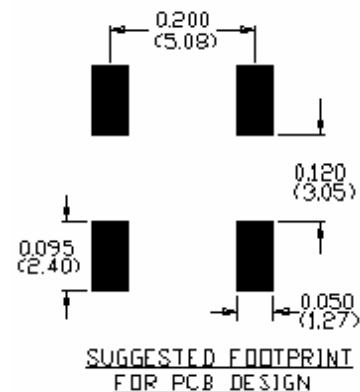
Electrical Specifications: $T_A = 25^\circ\text{C}$, 0dBm, $Z_0 = 75\Omega$

Parameter	Test Conditions	Units	Min.	Typ.	Max.
Frequency Range: 50-1200 MHz					
Insertion Loss 1 (Through) Pin 3 to pin 1	50 MHz	dB	—	0.13	0.33
	870 MHz	dB	—	0.53	0.93
	1002 MHz	dB	—	0.63	1.18
	1200 MHz	dB	—	0.83	1.93
Insertion Loss 2 (Coupled) Pin 2 to pin 1	50 MHz	dB	—	0.43	0.62
	870 MHz	dB	—	0.33	0.63
	1002 MHz	dB	—	0.43	0.78
	1200 MHz	dB	—	0.63	1.33
Amplitude Balance	50 MHz	dB	—	0.3	-0.6
	870 MHz	dB	—	-0.1	+0.7
	1002 MHz	dB	—	-0.2	+0.7
	1200 MHz	dB	—	-0.2	+0.8
Phase Balance	50 - 1002 MHz	°	—	1.2	± 4.0
	1002 - 1200 MHz	°	—	3.2	± 8.0
Input Return Loss	50 - 500 MHz	dB	18.0	23.0	—
	500 - 1002 MHz	dB	17.5	19.0	—
	1002 - 1200 MHz	dB	11.0	18.0	—

Absolute Maximum Ratings ^{1,2}

Parameter	Absolute Maximum
RF Power	250 mW
DC Current	30 mA
Operating/Storage Temperature	-40°C to +85°C

Recommended PCB Configuration



- Exceeding any one or combination of these limits may cause permanent damage to this device.
- M/A-COM does not recommend sustained operation near these survivability limits.

2

ADVANCED: Data Sheets contain information regarding a product M/A-COM Technology Solutions is considering for development. Performance is based on target specifications, simulated results, and/or prototype measurements. Commitment to develop is not guaranteed.

PRELIMINARY: Data Sheets contain information regarding a product M/A-COM Technology Solutions has under development. Performance is based on engineering tests. Specifications are typical. Mechanical outline has been fixed. Engineering samples and/or test data may be available. Commitment to produce in volume is not guaranteed.

• North America Tel: 800.366.2266 • Europe Tel: +353.21.244.6400
 • India Tel: +91.80.4155721 • China Tel: +86.21.2407.1588
 Visit www.macomtech.com for additional data sheets and product information.

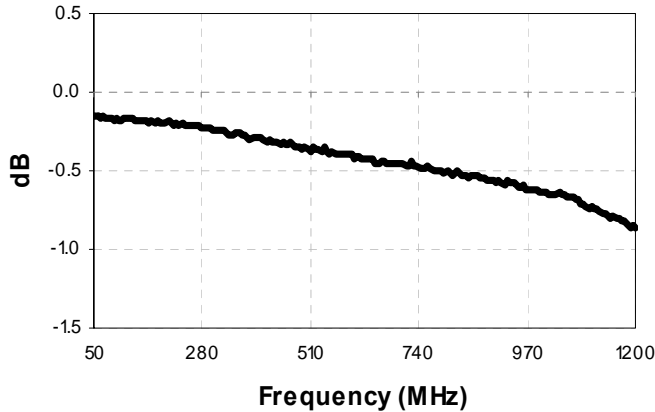
M/A-COM Technology Solutions Inc. and its affiliates reserve the right to make changes to the product(s) or information contained herein without notice.

1:1 Transmission Line Balun Transformer
50 - 1200 MHz

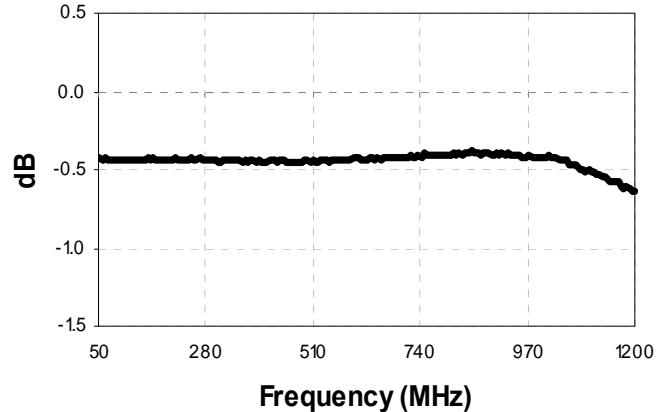
M/A-COM Products
Part Status: Released Rev V1

Typical Performance: $T_A = 25^\circ\text{C}$, 0dBm, $Z_0 = 75\Omega$

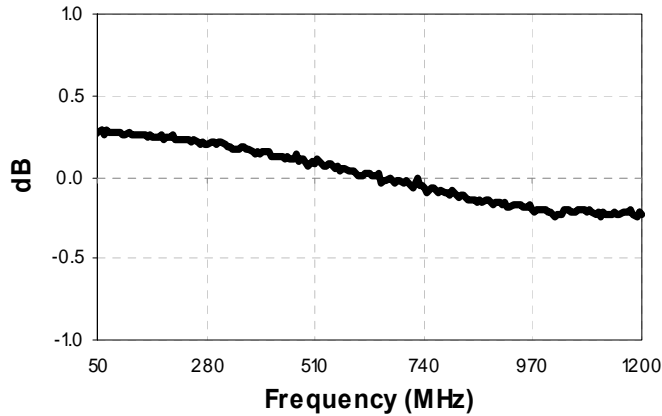
Insertion Loss 1: (through Pin 3-1)



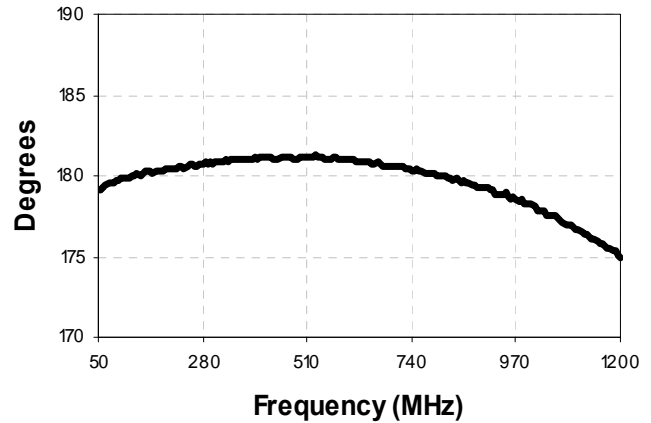
Insertion Loss 2: (coupled Pin 2-1)



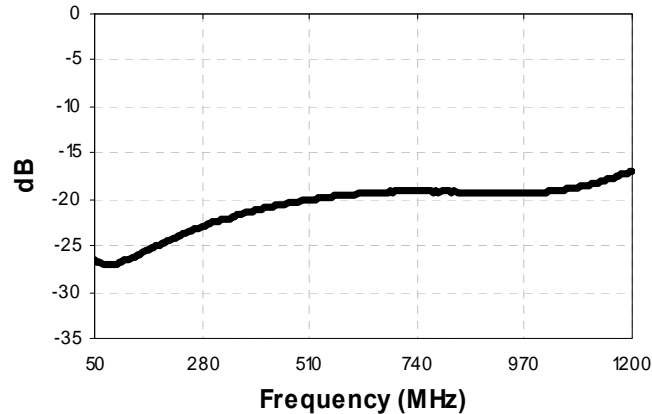
Amplitude Balance



Phase Balance



Return Loss: Input (Pin 1)



Note: The insertion loss graphs have minimum loss pad loss value subtracted from data. Loss value = -10.67dB.