



ISDN - S₀ SMD Single Interface Transformers

Features

- designed for optimum compatibility with all established interface IC's
- excellent and consistent balance between windings
- compact sizes in through-hole and surface mount packages
- complies fully with CCITT.I.430 recommendations and corresponding national standards for S-Interface
- manufactured in ISO-9001 approved Talema facility
- operating temperature: 0 to 70°C



Electrical Specifications @ 25°C

Turns Ratio: **Bold** = IC side windings

Surface Mount S ₀ Interface Transformers									
Part Number	L _p (mH min)	Turns Ratio	L _L (μH)	I _{DC} (mA)	C _C (pF Max)	R _{CU^P} (Ohms)	R _{CU^S} (Ohms)	V _P (Vrms)	Schematic
SMJ & SWJ SMD Series comply with Basic Insulation Level EN60950, UL1950 and UL1450									
SMJ-100B	30	1:1:1:1	5	4	100	1,65	1,7	1500	B
SMJ-130B	30	1:1: 2,5:2,5	5	4	100	1,65	4,4	1500	B
SMJ-140B	30	1:1: 2:2	5	4	100	1,65	3,4	1500	B
SWJ-100B	30	1/1: 1/1	10	5	150	1,7	2,0	1500	B
SWJ-130B	30	1/1: 2,5/2,5	10	5	150	1,7	4,6	1500	B
SWJ-140B	30	1/1: 2/2	10	5	150	1,7	4,0	1500	B
SHJ Series Interface Transformers comply with Reinforced Insulation Level EN60950 and UL1950 **									
SHJ-200B	30	1:1:1:1	10	5	45	1,7	1,9	3000	B
SHJ-220A	30	1:1: 4	10	5	45	1,7	3,7	3000	A
SHJ-230B	30	1:1: 2,5:2,5	10	5	45	1,7	4,7	3000	B
SHJ-240B	30	1:1: 2:2	10	5	45	1,7	3,7	3000	B

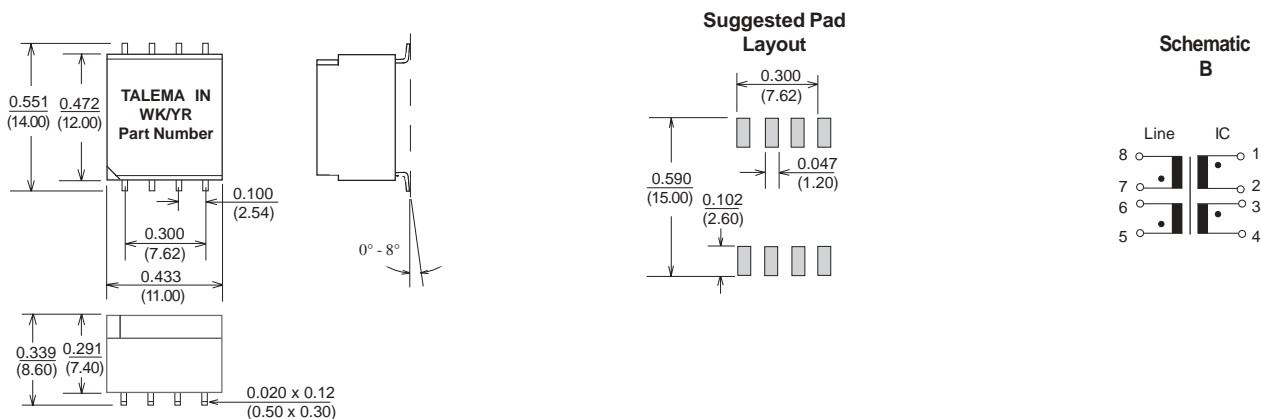
** S₀ Transformer modules comply with Reinforced Insulation Level EN60950:1992/A4: 1997, para. 2.9.4.4 when tested in accordance with 6.4.1

Test Conditions:

Inductance and coupling capacitance: 10kHz, 100mV
Leakage Inductance: 100kHz, 100mV

Standard Packaging: Tape and Reel

SMJ



Surface Coplanarity will be 0.004(0.10)

Dimensions: Inches (Millimeters)

Tolerance: ±0.010 (0.25) unless specified otherwise

Packaging and Dimensions • S₀ Chip Style SMD Single Interface Transformers

Dimensions: Inches (Millimeters)

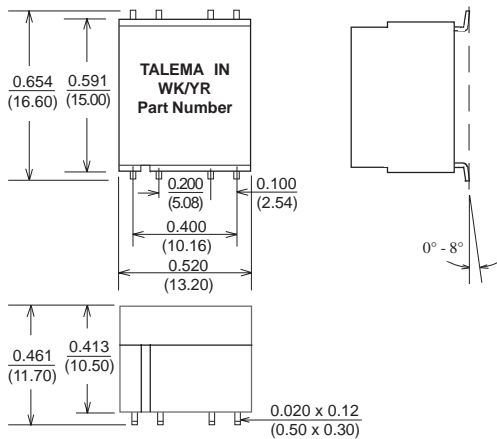
Tolerance: ±0.010 (0.25) unless specified otherwise

Surface Coplanarity will be 0.004(0.10) maximum

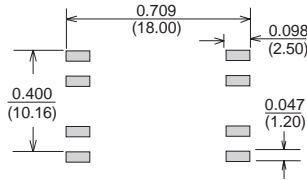
Package Style

Schematic

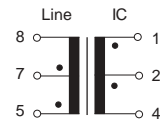
SWJ



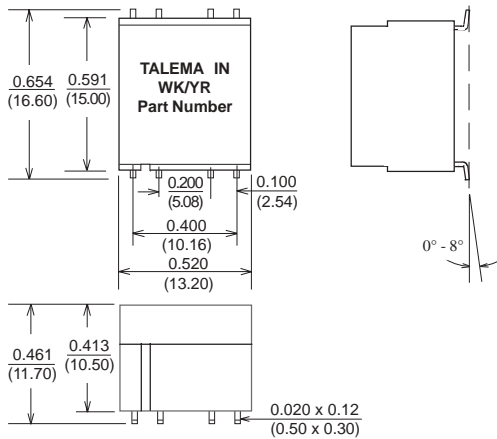
Suggested Pad Layout



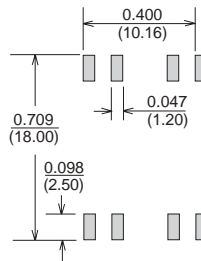
B



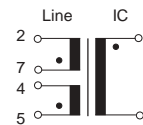
SHJ



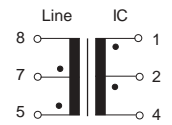
Suggested Pad Layout



A



B



Sales & Marketing, Design and Manufacturing Facilities

<http://www.talema-nuvotem.com>

Eastern Europe & Czech Republic

NT MAGNETICS s.r.o.
Chebská 27
322 00 Plzeň
Tel: Int. + 420 37 - 744 9303
Fax: Int. + 420 37 - 744 3697
Email: talema@talema.cz

Germany

TALEMA ELEKTRONIK GMBH
Sembdnerstr. 5, Postfach 2523
82110 Germering
Tel: Int. + 49 89 - 841 00 - 0
Fax: Int. + 49 89 - 841 00 25
Email: info@talema.de

Ireland

NUVOTEM TEO.
Crolly
Co. Donegal
Tel: Int. + 353 74 - 954 8666
Fax: Int. + 353 74 - 954 8139
Email: info@nuvotem.com

India

TALEMA ELECTRONIC PVT. LTD.
Opposite the SIDCO Industrial Estate
Gins Towers
4/5S.H/1, Omalur Main Road
Salem - 636 004, Tamil Nadu
Tel: Int. + 91 427 - 244 1325
Fax: Int. + 91 427 - 243 0034
E-mail: talema@talemaindia.com