

Fig. 1

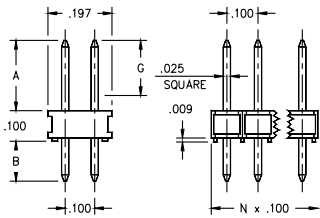


Fig. 2

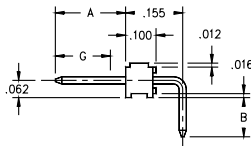


Fig. 3

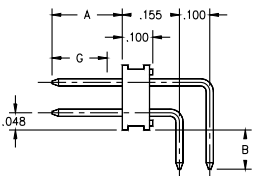
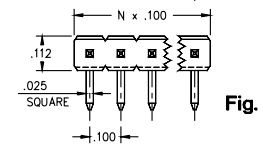


Fig. 4

- Square pin headers may be used as board-to-board interconnects using series 801, 803 socket strips; or as a hardware programming switch with series 999 color coded jumpers.
- Single and double row strips are available with straight or right angle solder tails.
- Current rating is 1 amp.
- Insulator is std. temp. thermoplastic.



PIN LENGTH A	TAIL LENGTH B	LENGTH OF SELECTIVE GOLD G min.	Ordering Information	
			Single Row Fig.1 Vertical Mount	Double Row Fig.2 Vertical Mount
.230	.100	.180	890-XX-XXX-10-802	892-XX-XXX-10-802
.235	.120	.180	890-XX-XXX-10-803	892-XX-XXX-10-803
.230	.205	.180	890-XX-XXX-10-805	892-XX-XXX-10-805
.230	.305	.180	890-XX-XXX-10-806	892-XX-XXX-10-806
.230	.405	.180	890-XX-XXX-10-807	892-XX-XXX-10-807
.230	.505	.180	890-XX-XXX-10-808	892-XX-XXX-10-808
.265	.135	.215	890-XX-XXX-10-800	892-XX-XXX-10-800
.335	.100	.285	890-XX-XXX-10-809	892-XX-XXX-10-809
			Single Row Fig.3 Right Angle	Double Row Fig.4 Right Angle
.230	.115	.180	890-XX-XXX-20-902	892-XX-XXX-20-902
			Specify number of pins XXX: From 002 To 036	Specify total no. of pins XXX: From 004 (2x2) To 072 (2x36)

**XX= Plating Code
See Below**

SPECIFY PLATING CODE XX=	19	39	90	
Pin (Dim 'A')	10μ" Au	30μ" Au	150μ" Sn/Pb	
Tail (Dim 'B')	150μ" Sn/Pb	150μ" Sn/Pb	150μ" Sn/Pb	