



PRODUCT SPECIFICATION

Model No : CSM-88111A9/88121A9

Descriptions:
<ul style="list-style-type: none"> • 1.2 Inch 8X8 Dot-Matrix Display • Dot Pitch 4.0mm • CSM-88111: Column Anode, Row Cathode • CSM-88121: Column Cathode, Row Anode • Emitting Color: Super Bright Amber



CUSTOMER APPROVED SIGNATURES	APPROVED BY	CHECKED BY	PREPARED BY

CHINA SEMICONDUCTOR CORPORATION
Address: 2FL. NO.909, Chung-Cheng Road,
Chung-Ho City Taipei Hsien, Taiwan.

Tel: 886-2-2223-9696
Fax: 886-2-2223-9377

OPTO PLUS TECHNOLOGIES CO., LTD
Address: 696 Shun jiang Rd., Ji Shan St. Shaoxing,
ZheJiang, China

Tel: 86-0575-88623888
Fax: 86-0575-88623112



Spec. No.	PS-ND-08090304
Rev.	A

Model No : CSM-88111A9/88121A9

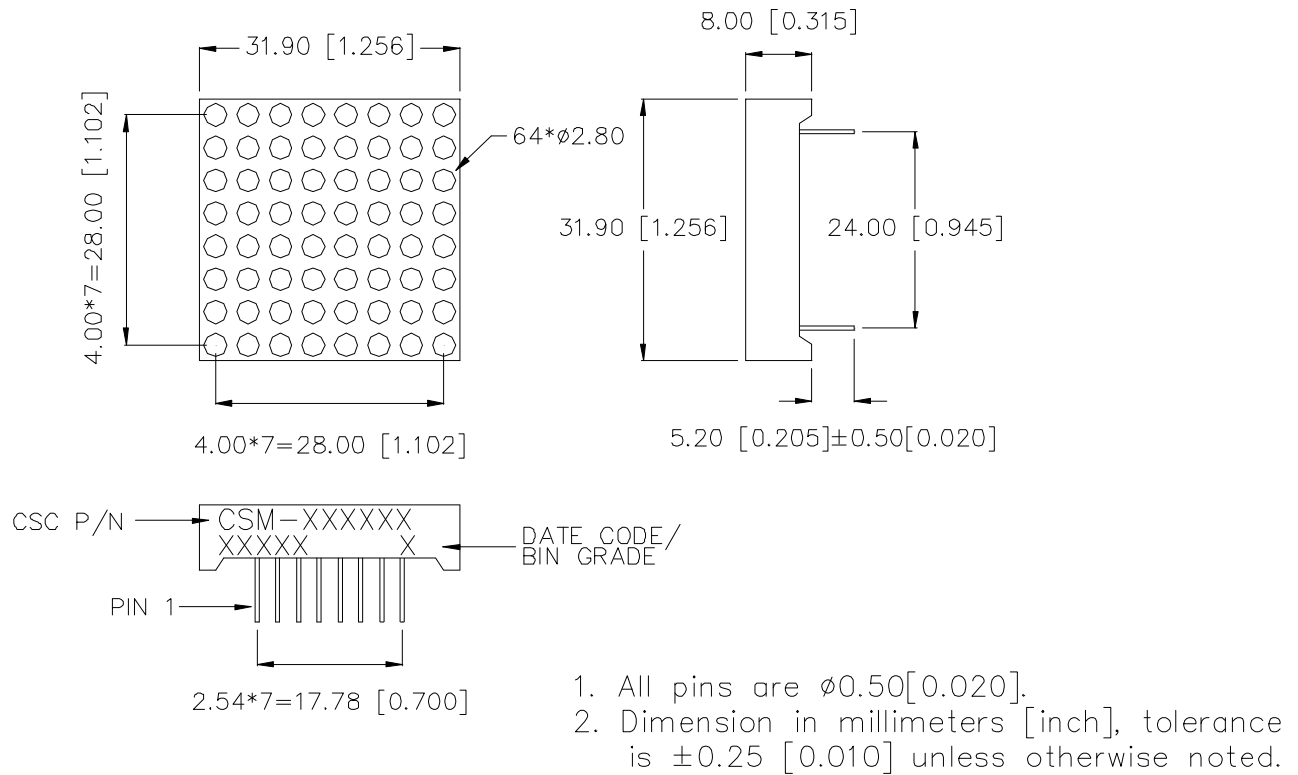
■ Features -

1. 1.2 inch (30.8mm) Matrix height.
2. 8x8 array with X-Y select.
3. RoHS compliant.
4. Low power consumption.
5. Easy mounting on P.C. board or socket.

■ Device Selection Guide -

Part No.	Chip		Description	
	Material	Emitted Color	Column	Row
CSM-88111A9	AlGaInP	Super Bright Amber	Anode	Cathode
CSM-88121A9	AlGaInP	Super Bright Amber	Cathode	Anode

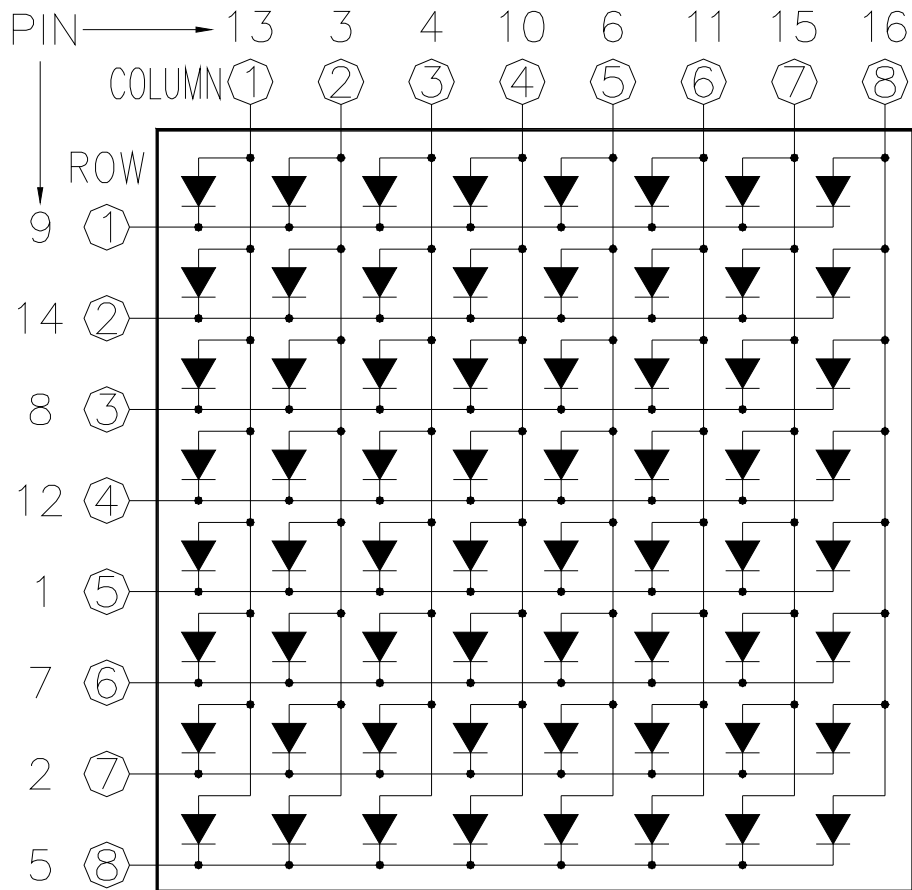
■ Package Dimensions -





Model No : CSM-88111A9/88121A9

Internal Circuit Diagrams -



CSM-88111 Column Anode, Row Cathode
CSM-88121 Column Cathode, Row Anode



Model No : CSM-88111A9/88121A9

■ Absolute Maximum Rating -

(Ta=25°C)

Parameter	Symbol	Rating	Unit
Power Dissipation Per Dice	PAD	70	mW
Continuous Forward Current Per Dice	IAF	25	mA
Peak Current Per Dice(duty cycle 1/10,1KHz)	IPF	90	mA
Derating Linear From 25°C Per Dice	-	0.33	mA/°C
Reverse Voltage Per Dice	VR	5	V
Operating Temp.	Topr	-35 ~ +85	°C
Storage Temp.	Tstg	-35 ~ +85	°C
Solder temperature 1/16 inch below seating plane for 3 seconds at 260°C			

■ Electro-optical Characteristics -

(Ta=25°C)

Parameter	Symbol	Min.	Typ.	Max.	Unit	Condition
Forward Voltage Per Dot	VF	-	2.0	2.8	V	IF=20mA
Luminous Intensity Per Dot	IV	-	30	-	mcd	IF=10mA
Peak Emission Wavelength	λ_p	-	612	-	nm	IF=20mA
Dominant Wavelength	λ_d	-	606	-	nm	IF=20mA
Spectrum Radiation Bandwidth	$\Delta \lambda$	-	20	-	nm	IF=20mA
Reverse Current	IR	-	-	100	μA	VR=5V
Luminous Intensity Matching Ratio	IV-m	-	-	2:1		Ip=80mA 1/16Duty



Model No : CSM-88111A9/88121A9

■ Typical Electrical / Optical Characteristics Curves -

(Ta = 25°C Unless Otherwise Noted)

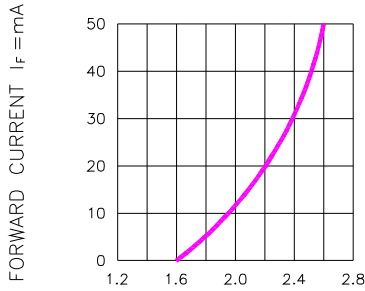


Fig.1 FORWARD CURRENT VS. FORWARD VOLTAGE

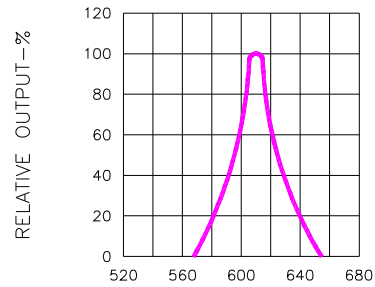


Fig.2 SPECTRAL RESPONSE

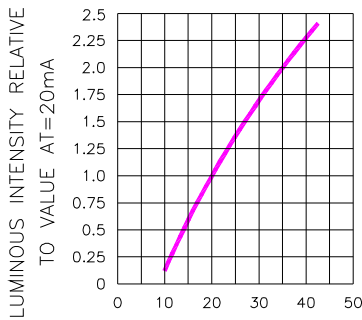


Fig.3 RELATIVE LUMINOUS INTENSITY VS. FORWARD CURRENT

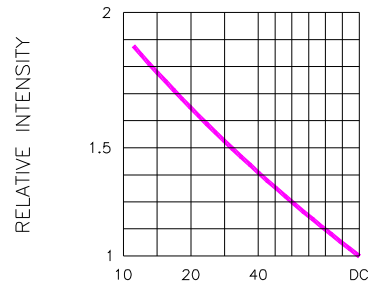


Fig.5 LUMINOUS INTENSITY VS. DUTY CYCLE

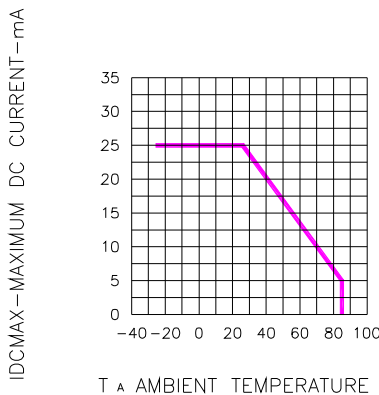


Fig.4 MAXIMUM ALLOWABLE DC CURRENT PER SEGMENT VS. A FUNCTION OF AMBIENT

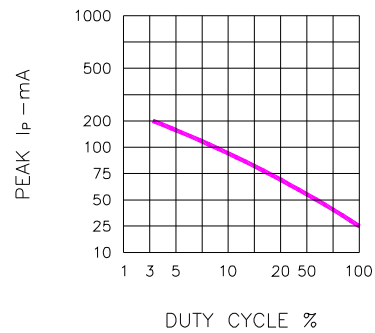


Fig.6 MAX PEAK CURRENT VS. DUTY CYCLE % (REFRESH RATE f=1 KHz)

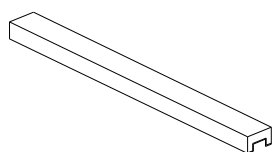


Spec. No.	PS-ND-08090304
Rev.	A

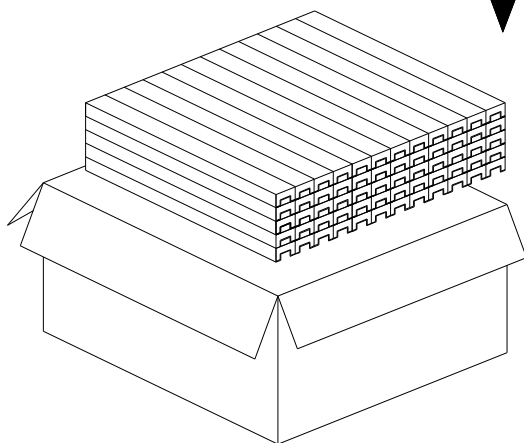
Model No: CSM-88111A9/CSM-88121A9

■ Package Dimensions

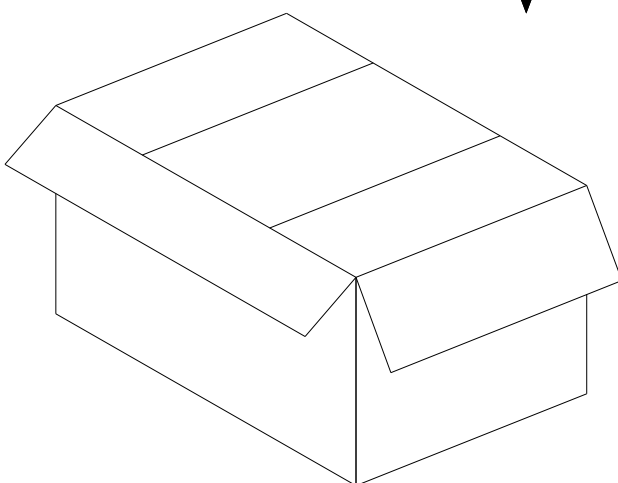
Dot-Matrix Display
Dice Code
CSM-88111/88121X



15 Pcs Per Tube



42 Tubes Per Inner Box
Total Q'TY: 630 Pcs



3 Inner Boxes Per Carton.

Total Q'TY: 1890 Pcs

Carton Size:

L540*W485*H305.5 mm

Note: The specifications are subject to change without notice. Please contact us for updated information.