



Part Number	Package	Application	Last Modified
802-RF902.5M-C	3.0 x 3.0 SMD	Wireless Communication	Mar. 2, 2007

TYPE :
Wireless, RF SAW Filter



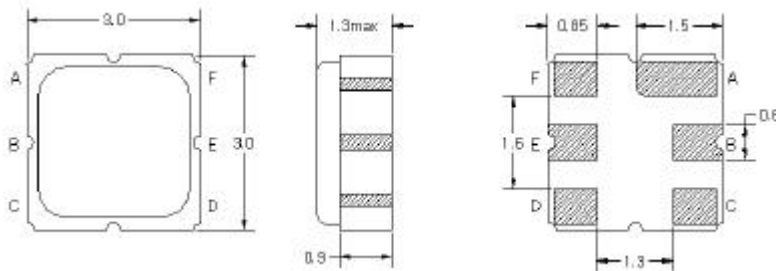
PART NUMBER :
802-RF902.5M-C

OPERATING CONDITIONS / ELECTRICAL CHARACTERISTICS

PARAMETERS	Condition	Minimum	Typical	Maximum	Units
Center Frequency (Fo)	-	-	902.5	-	MHz
Maximum Insertion Loss	894.0~ 911.0 MHz	-	2.7	3.5	dB
Attenuation:	Fo-200.0~ Fo-50.0MHz	50	57	-	dB
	Fo+42.8~ Fo+60.0MHz	42	47	-	
	Fo+60.0~ Fo+200.0MHz	50	57	-	
Source Impedance (single ended)*	-	-	50	-	ohm
Load Impedance (single ended)*	-	-	50	-	ohm
Amplitude Ripple	894.0~ 911.0 MHz	-	0.6	1.5	dBp-p
Maxium DC Voltage	-	-	-	0	V
VSWR	894.0~ 911.0 MHz	-	1.6	2.0	-
Maximum Input Power	-	-	-	10	dBm
Operating Temperature	-	-30	-	+65	°C

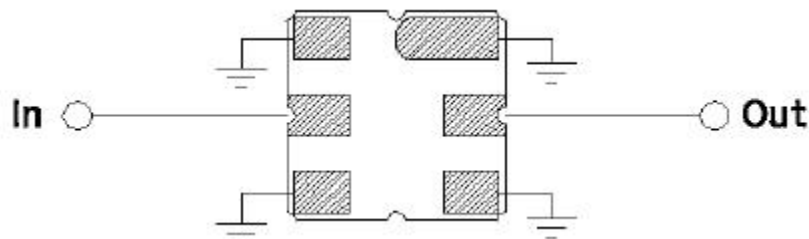
* No Matching Network

PACKAGE OUTLINE (mm)



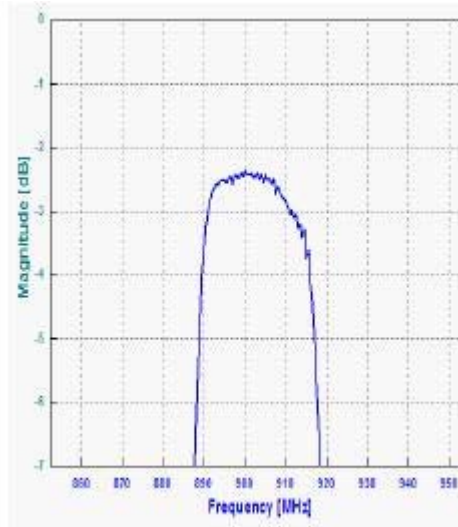
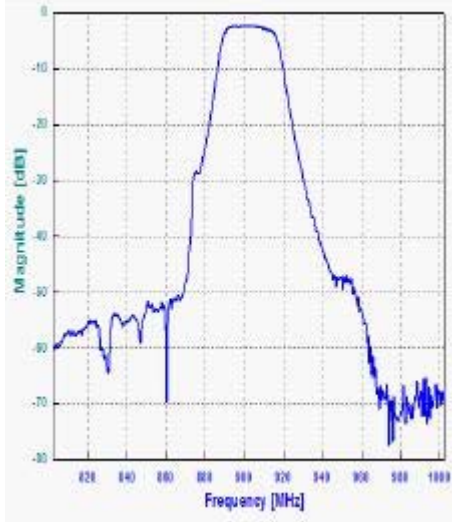
PIN LAYOUT	
A	Ground
B	Out
C	Ground
D	Ground
E	In
F	Ground

TEST FIXTURE

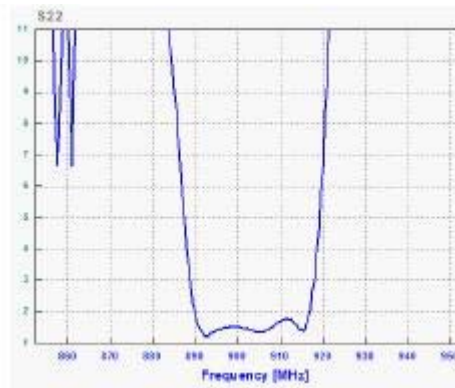
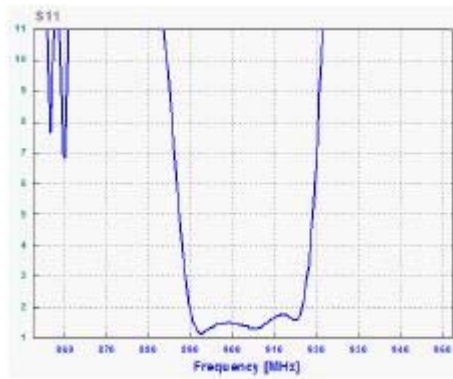


Source/ Load Impedance = 50 ohms

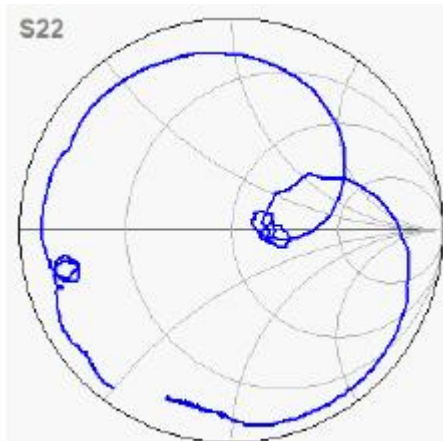
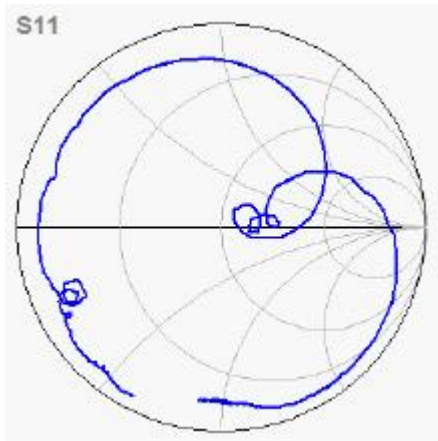
FREQUENCY RESPONSE



VSWR



SMITH CHART



Oscilent Corporation - CALL **949.252.0522**
18195 East McDermott Street, Building D, Irvine, CA 92614, USA
Fax: 949.252.0599, E-Mail: Sales@Oscilent.com

Part No.: 802-RF902.5M-C