



2.50mm (.098") Pitch SPOX™ BMI Connector System

**45578, 45579, 45608,
45609, 45626, 45627**

Wire-to-Wire, Wire-to-Board


SPOX BMI connectors offer self-aligning features in one of the smallest blind-mate packages available

The unique low-profile design of the SPOX Blind-mate Interface (BMI) allows for a mated stack distance of only 11.00mm (.430"). Utilizing proven SPOX-style contacts for high reliability, the products are suitable for situations requiring highly reliable Tin interfaces. The unique dual-row panel-mounting design provides rugged support for blind-mating applications and permits up to 3.00mm (.120") of misalignment between connectors prior to engagement. Multiple pin counts permit design flexibility and provide for both power and signal circuitry.

These dual-row 2.50mm (.098") products are not intermateable with the conventional single-row 2.50mm (.098") products.

Features and Benefits

- Headers are molded in LCP high-temperature plastic meeting Lead-free processing requirements
- Panel mounting feature permits up to 3.00mm (.120") misalignment in horizontal and vertical directions and blind-mating of products as connectors can self-align
- First-mate/last-break circuits provide sequential engagement of contacts for design flexibility
- Robust alignment features virtually eliminate contact damage



SPECIFICATIONS

Reference Information

Packaging: Bulk — 45578, 45579, 45626, 45609
 Tray — 45608
 Reel — 45627

UL File No.: Pending

CSA File No.: Pending

Mates With: 45578 mates to 45579

45627 mates to 45579

45626 uses 45627

45608 mates to 45609

Designed In: millimeters

Electrical

Voltage: 250V AC (RMS)

Current: 22 AWG – 3.0A

24 AWG – 2.5A

26 AWG – 2.0A

28 AWG – 1.5A

Contact Resistance: 20 milliohms max.

Dielectric Withstanding Voltage: 1,500V

Insulation Resistance: 1,000 Megohms min.

Mechanical

Contact Insertion Force: 14.7N (3.3 lbf)

Contact Retention to Housing: 14.7N (3.3 lbf)

Mating Force: Varies by circuit size

Unmating Force: Varies by circuit size

Durability: 25 cycles-Tin

Physical

Housing: Crimp housings — Polyester

Headers — LCP

Crimp Contact: Phosphor Bronze


Plating: Contact Area — Tin

Solder Tail Area — Tin


Underplating — Nickel

PCB Thickness: 1.57mm (.062")

Operating Temperature: -40 to + 105°C



6-pin wire-to-board, vertical connector



6-pin wire-to-wire, panel-mount connector




**2.50mm (.098") Pitch
SPOX™ BMI
Connector System**

- Telecommunication Equipment
 - Hubs
 - Servers
 - Routers
- Other Markets
 - Fan-tray assemblies
 - Low-current blind-mating applications
 - Lower-current power supply applications

**45578, 45579, 45608,
45609, 45626, 45627**

Wire-to-Wire, Wire-to-Board



ORDERING INFORMATION

Order No.	Product Type	Orientation	Pin Count	Housing Material	Application
45578-0001	Header Assembly	Vertical	6	Liquid Crystal Polymer	Wire-to-Board
45578-0002	Header Assembly	Vertical	6	Liquid Crystal Polymer	Wire-to-Board
45579-0001	Receptacle	Panel Mount	6	Polyester	Wire-to-Wire and Wire-to-Board
45626-0001	Plug	Panel Mount	6	Polyester	Wire-to-Wire
45627-0001	Crimp Terminal	-	-	Phosphor Bronze	Wire-to-Wire and Wire-to-Board
45608-0001	Header Assembly	Right Angle	16	Liquid Crystal Polymer	Wire-to-Board
45609-0001	Receptacle	Panel Mount	16	Polyester	Wire-to-Board

Americas Headquarters
Lisle, Illinois 60532 U.S.A.
1-800-78MOLEX
amerinfo@molex.com

Far East North Headquarters
Yamato, Kanagawa, Japan
81-462-65-2324
feninfo@molex.com

Far East South Headquarters
Jurong, Singapore
65-6-268-6868
fesinfo@molex.com

European Headquarters
Munich, Germany
49-89-413092-0
eurinfo@molex.com

Corporate Headquarters
2222 Wellington Ct.
Lisle, IL 60532 U.S.A.
630-969-4550
Fax:630-969-1352

Visit our Web site at <http://www.molex.com/product/wb/spoxbmi.html>