



# SMT Power Inductors – DO1813H Series



- High-current power inductance; up to 14 A saturating current
- Rugged self-leaded construction for reliable soldering

**Designer's Kit C331** contains 3 of each part

**Core material** Ferrite

**Core and winding loss** See [www.coilcraft.com/coreloss](http://www.coilcraft.com/coreloss)

**Terminations** RoHS compliant tin-silver over copper. Other terminations available at additional cost.

**Weight** 278 – 315 mg

**Ambient temperature** –40°C to +85°C with I<sub>rms</sub> current, +85°C to +125°C with derated current

**Storage temperature** Component: –40°C to +125°C.  
Packaging: –40°C to +80°C

**Resistance to soldering heat** Max three 40 second reflows at +260°C, parts cooled to room temperature between cycles

**Moisture Sensitivity Level (MSL)** 1 (unlimited floor life at <30°C / 85% relative humidity)

**Failures in Time (FIT) / Mean Time Between Failures (MTBF)**

38 per billion hours / 26,315,789 hours, calculated per Telcordia SR-332

**Packaging** 1000 per 13" reel Plastic tape: 16 mm wide, 0.3 mm thick, 12 mm pocket spacing, 5.4 mm pocket depth

**PCB washing** Only pure water or alcohol recommended

Part number <sup>1</sup>	L ref (μH)	L typ ±20% <sup>2</sup> (μH)	DCR max (Ohms)	SRF typ (MHz)	Isat <sup>3</sup> (A)	Irms <sup>4</sup> (A)
DO1813H-181ML_	0.18	0.18	0.003	800	14.0	10.0
DO1813H-331ML_	0.33	0.33	0.004	600	10.0	7.0
DO1813H-561ML_	0.56	0.56	0.010	200	7.7	6.0
DO1813H-122ML_	1.2	1.15	0.017	140	5.3	4.4
DO1813H-222ML_	2.2	2.06	0.035	100	3.5	3.1
DO1813H-332ML_	3.3	3.20	0.040	80	3.0	2.7
DO1813H-472ML_	4.7	4.70	0.054	50	2.6	2.2
DO1813H-682ML_	6.8	6.80	0.080	45	2.2	1.8
DO1813H-822ML_	8.2	8.20	0.092	42	2.0	1.6
DO1813H-103ML_	10.0	9.55	0.11	40	1.9	1.5
DO1813H-153ML_	15.0	15.3	0.17	30	1.5	1.2
DO1813H-223ML_	22.0	22.6	0.25	25	1.2	1.0
DO1813H-333ML_	33.0	32.5	0.35	20	0.99	0.82
DO1813H-473ML_	47.0	48.1	0.47	15	0.87	0.72

1. When ordering, please specify **termination** and **packaging** codes:

DO1813H-473ML **D**

**Termination:** L = RoHS compliant tin-silver over copper.  
Special order: T = RoHS tin-silver-copper (95.5/4/0.5) or S = non-RoHS tin-lead (63/37).

**Packaging:** D = 13" machine-ready reel. EIA-481 embossed plastic tape, 1000 parts per full reel.

B = Less than full reel. In tape, but not machine-ready.  
To have a leader and trailer added (\$25 charge), use code letter D instead.

- Inductance tested at 0.25 V<sub>rms</sub>, 100 kHz, 0 Adc.
  - DC current at which the inductance drops 30% (typ) from its value without current.
  - Current that causes a 40°C temperature rise from 25°C ambient.
  - Electrical specifications at 25°C.
- Refer to Doc 362 "Soldering Surface Mount Components" before soldering.

**SPICE models** ON OUR WEB SITE OR CD

**Coilcraft**<sup>®</sup>

Specifications subject to change without notice.  
Please check our website for latest information.

Document 207-1 Revised 10/08/08

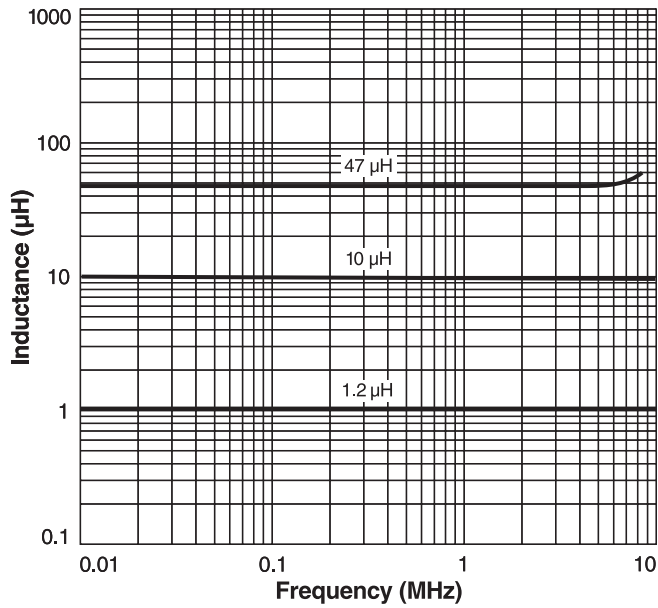
1102 Silver Lake Road Cary, Illinois 60013 Phone 847/639-6400 Fax 847/639-1469

E-mail [info@coilcraft.com](mailto:info@coilcraft.com) Web <http://www.coilcraft.com>

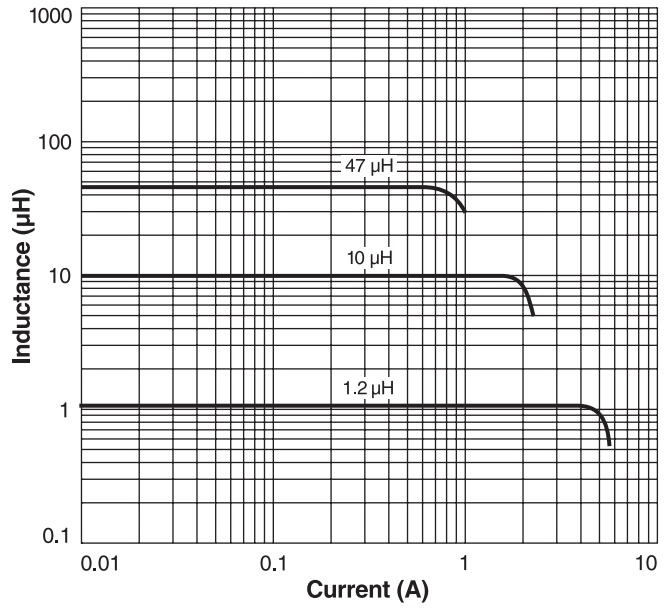


# SMT Power Inductors - DO1813H Series

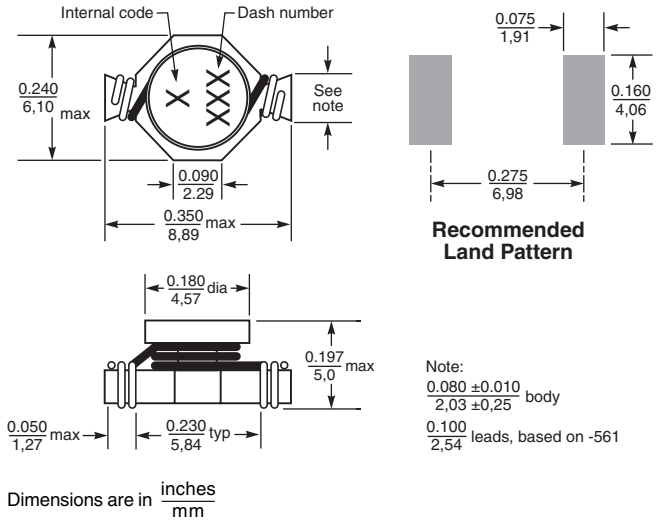
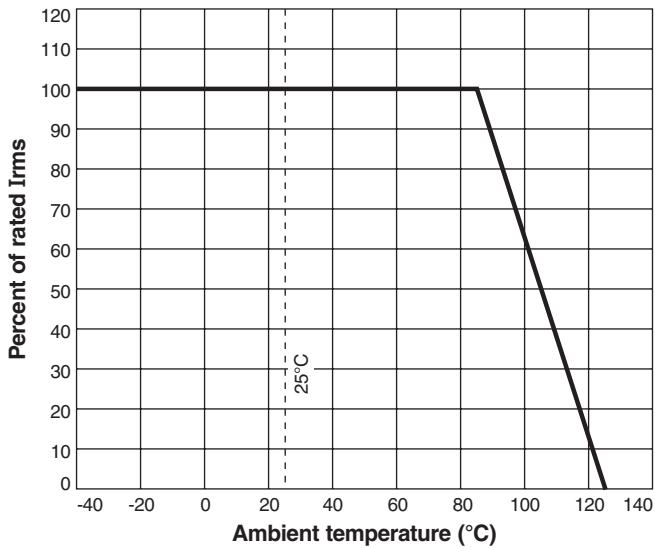
## Typical L vs Frequency



## Typical L vs Current



## Irms Derating



Specifications subject to change without notice.  
 Please check our website for latest information.

Document 207-2 Revised 10/08/08

1102 Silver Lake Road Cary, Illinois 60013 Phone 847/639-6400 Fax 847/639-1469

E-mail info@coilcraft.com Web http://www.coilcraft.com