


Specifications

Contact Resistance: 30mΩ
 Insulation Resistance: 3,000MΩ min.
 Current Rating: 1A
 Operating Temperature Range: -40°C to +105°C
 Withstanding Voltage: 500V AC for 1 minute
 Soldering Temp.: 260°C / 3 sec.



Materials and Finish

Housing: LCP glass reinforced, UL 94V-0
 Terminals: Phosphor Bronze or Brass
 Contact Plating: Gold Flash or Selective Gold

Features

- Pin count from 6 to 68
- Mates with ZS1 and ZS1N Series

Part Number (Details)

ZP7 - ** - * - *

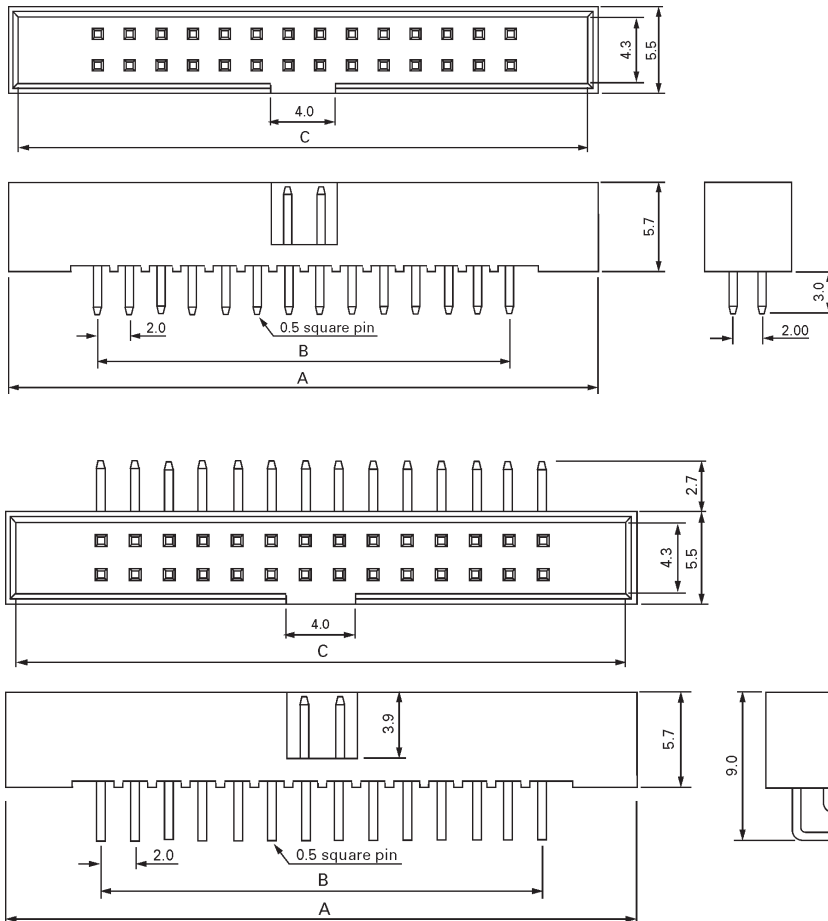
Series No.

No. of Contact Pins

Terminal Style:
 A = 90° (TH)
 S = 180° (TH)

Mating Face Plating:
 G = Gold Flash
 G2T = Selective Gold

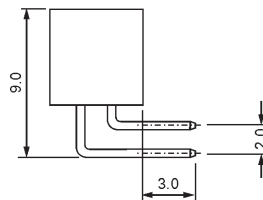
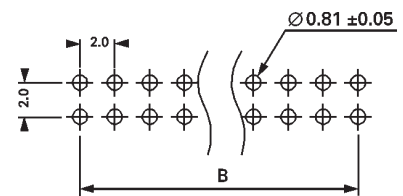
Outline Connector Dimensions



Recommended PCB Layouts

PCB for 90° and 180° TH

Top View



Dimensional Information

Part Number	Dim. A	Dim. B	Dim. C	Part Number	Dim. A	Dim. B	Dim. C
ZP7-6-*. *	13.10	4.00	12.10	ZP7-26-*. *	33.10	24.00	32.10
ZP7-8-*. *	15.10	6.00	14.10	ZP7-30-*. *	37.10	28.00	36.10
ZP7-10-*. *	17.10	8.00	16.10	ZP7-34-*. *	41.10	32.00	40.10
ZP7-12-*. *	19.10	10.00	18.10	ZP7-36-*. *	43.10	34.00	42.10
ZP7-14-*. *	21.10	12.00	20.10	ZP7-40-*. *	47.10	38.00	46.10
ZP7-16-*. *	23.10	14.00	22.10	ZP7-44-*. *	51.10	42.00	50.10
ZP7-20-*. *	27.10	18.00	26.10	ZP7-50-*. *	57.10	48.00	56.10
ZP7-22-*. *	29.10	20.00	28.10	ZP7-68-*. *	75.10	66.00	74.10
ZP7-24-*. *	31.10	22.00	30.10				