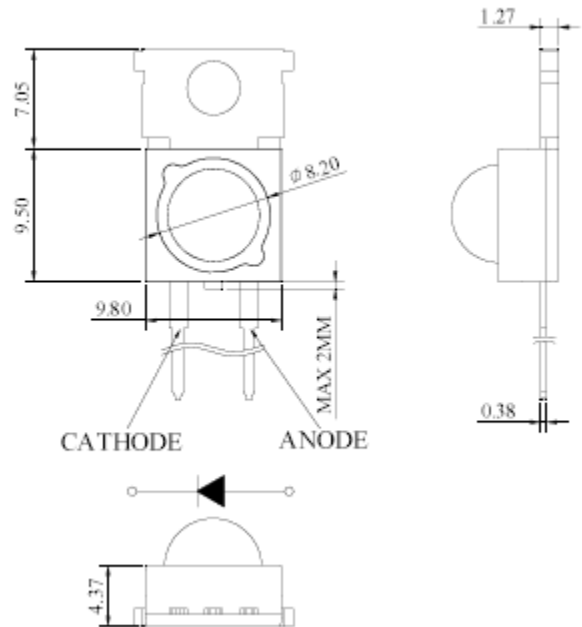




Round Lens (60°) Dip Package Outlines



SELECTOR GUIDE

Part Number	Dice	Lens Color / Type	Pack Size	View Angle 2θ 1/2
MTHF1100-WR	Warm White	Water Clear	1-Watt	60 °

ELECTRICAL / OPTICAL CHARACTERISTICS AT T_A=25°C

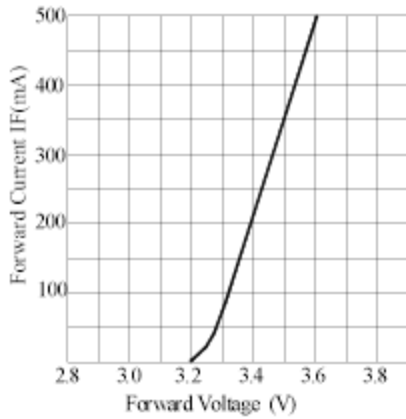
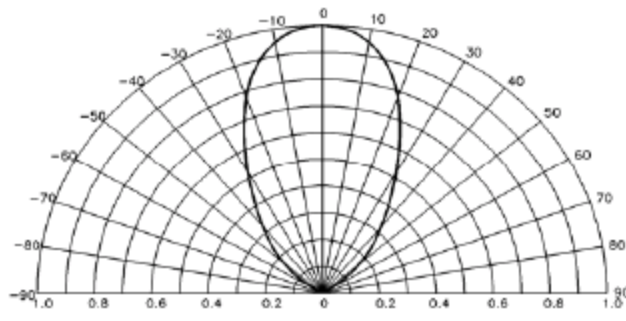
Parameter	Symbol	Device	Min.	Typ.	Max.	Units	Test Conditions
Forward Voltage	V _F	Warm White	-	3.475	4.25	V	350mA
Reverse Current	I _R	Warm White	-	-	50	μA	5V
Luminous Intensity	I _v	Warm White	18	28.85	-	lm	350mA
Correlated Color Temperature		Warm White	-	3200	-	°K	350mA

ABSOLUTE MAXIMUM RATINGS AT T_A=25°C

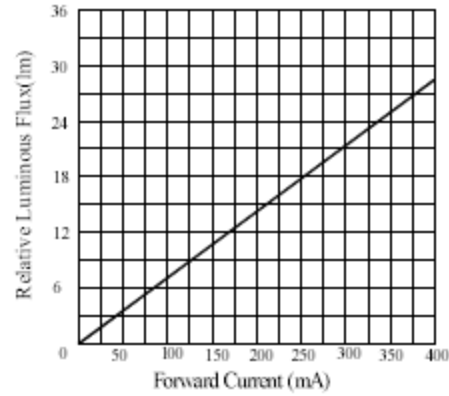
Parameter	Rating	Units
Forward Current (I _F)	350	mA
Power Dissipation (P _D)	-	mW
Reverse Voltage (V _R)	5	V
Operating Temperature (T _{OPR})	-40 ~ +75	°C
Storage Temperature (T _{STG})	-40 ~ +105	°C
Lead Solder Temperature (T _{SOL})	260 @ for 10 sec. max	

1. All Dimensions Are In Millimeters (inches).
2. Tolerance Is +0.25(0.01") Unless Otherwise Noted.
3. Specifications Are Subject To Change Without Notice.

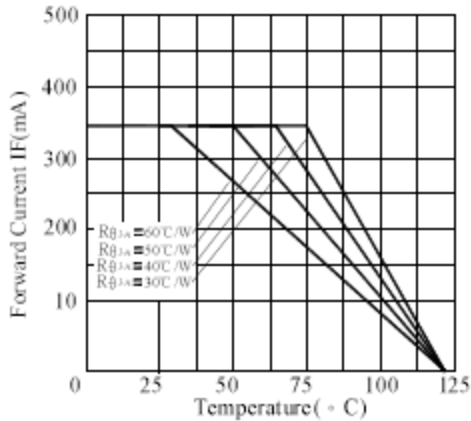
Typical Radiation Pattern for Round Lens(201/2 : 60±10°)



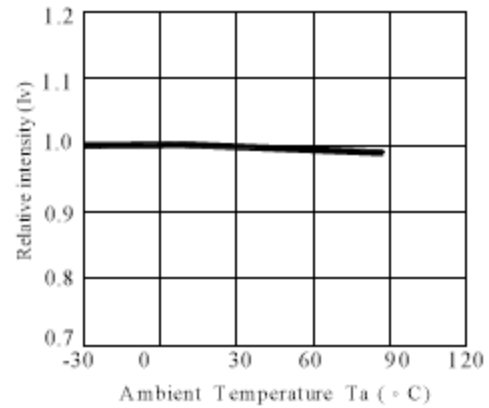
Forward Current VS. Applied Voltage



Forward Current VS. Luminous Intensity



Ambient Temperature VS. Forward Current



Relative intensity VS. Ambient Temperature

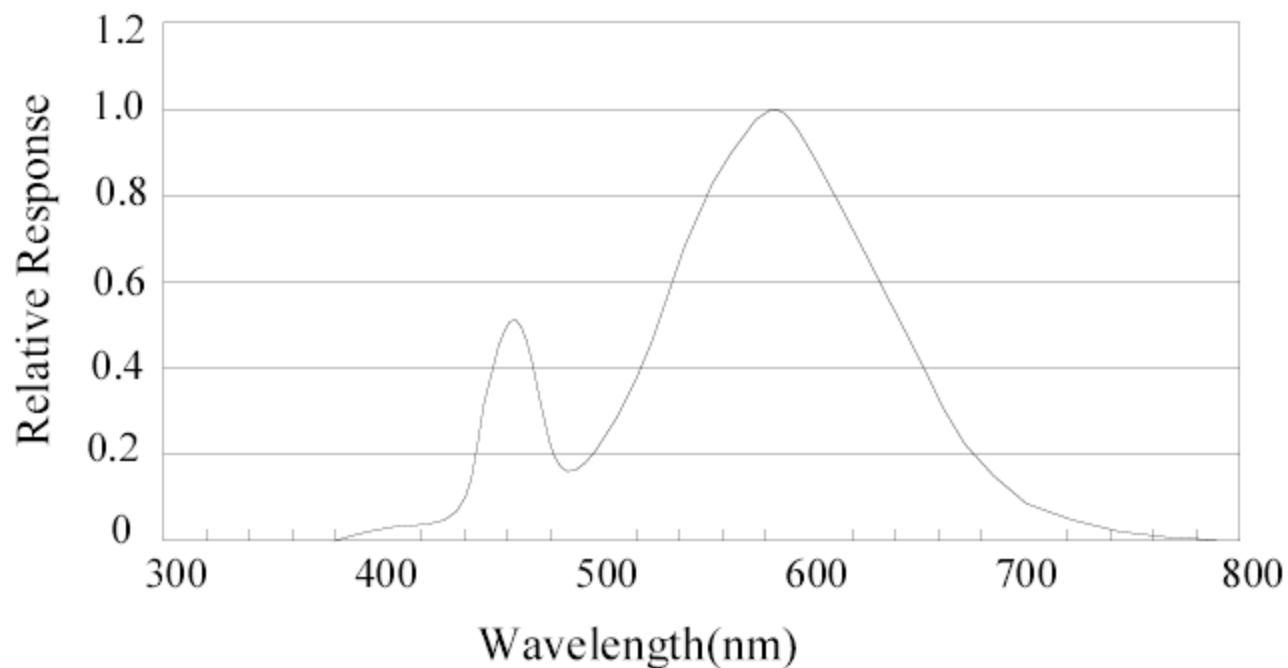


Fig.1 WHITE LED Spectrum VS. WAVELENGTH