




# Surface Mount LC Filters



## Low Pass Filters

Part number <sup>1</sup>	-3 dB Cutoff	Irms (mA) <sup>2</sup>
S3LP156L_	15 MHz	200
S3LP306L_	30 MHz	300
S3LP606L_	60 MHz	300
S3LP157L_	150 MHz	400
S3LP307L_	300 MHz	400
S3LP507L_	500 MHz	500
S3LP707L_	700 MHz	500
S3LP807L_	800 MHz	500
S3LP907L_	900 MHz	500
S3LP108L_	1.0 GHz	500
S3LP128L_	1.2 GHz	500
S3LP158L_	1.5 GHz	500
S3LP188L_	1.8 GHz	500
S3LP218L_	2.1 GHz	500

## High Pass Filters

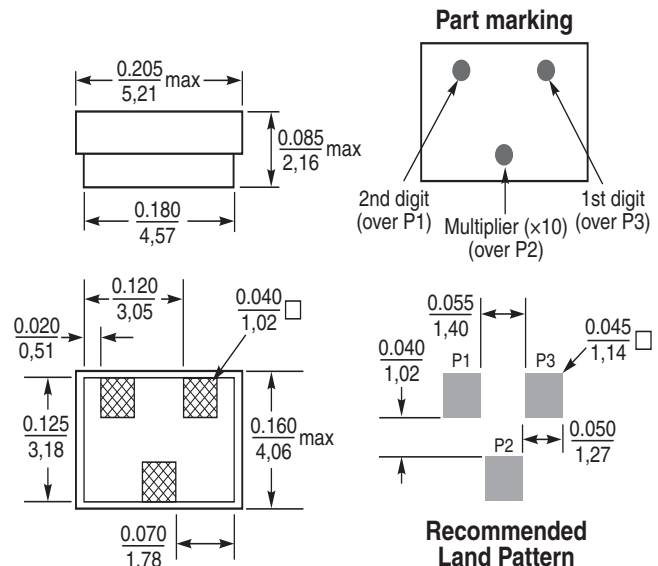
Part number <sup>1</sup>	-3 dB Cutoff	Irms (mA) <sup>2</sup>
S3HP156L_	15 MHz	300
S3HP306L_	30 MHz	300
S3HP606L_	60 MHz	300
S3HP157L_	150 MHz	300
S3HP307L_	300 MHz	300
S3HP507L_	500 MHz	500
S3HP807L_	800 MHz	500

These space saving low and high pass filters are pre-tuned, tight tolerance modules which serve a wide variety of filtering requirements.

They feature 3rd order Butterworth alignment, less than 0.3 dB insertion loss and a compact, 1812-size construction ideally suited for auto insertion and reflow soldering.

- 3rd order Butterworth alignment
- 50 Ohm characteristic impedance
- Less than 0.3 dB insertion loss

Coilcraft **Designer's Kit D302** contains samples of all low pass filters. To order, contact Coilcraft or visit <http://order.coilcraft.com>.



**Weight:** 64.7 – 69.0 mg

**Tape and reel:** 600/7" reel; 2200/13" reel 12 mm tape width

See Tape and Reel Specifications section for packaging data.

See Color Coding section for part marking data.

1. When ordering, please specify **termination** and **packaging** codes:

**S3HP156L C**

**Termination:** **L** = RoHS compliant silver over copper or gold over nickel over silver.  
Special order: **T** = RoHS tin-silver-copper (95.5/4/0.5) or **S** = non-RoHS tin-lead (63/37).

**Packaging:** **C** = 7" machine-ready reel. EIA-481 embossed plastic tape (600 parts per full reel).

**B** = Less than full reel. In tape, but not machine ready. To have a leader and trailer added (\$25 charge), use code letter C instead.

**D** = 13" machine-ready reel. EIA-481 embossed plastic tape (2200 parts per full reel).

2. Current that causes a 15°C rise from 25°C ambient.
3. Operating temperature range -40°C to +85°C.
4. Electrical specifications at 25°C.

**Coilcraft**<sup>®</sup>

Specifications subject to change without notice.

Please check our website for latest information. Document 124-1 Revised 11/16/06

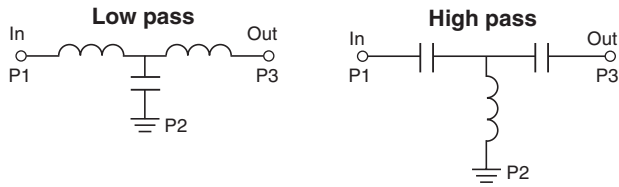
1102 Silver Lake Road Cary, Illinois 60013 Phone 847/639-6400 Fax 847/639-1469

E-mail [info@coilcraft.com](mailto:info@coilcraft.com) Web <http://www.coilcraft.com>

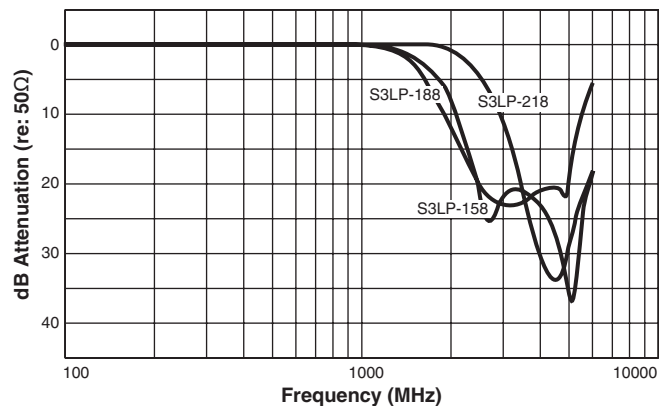
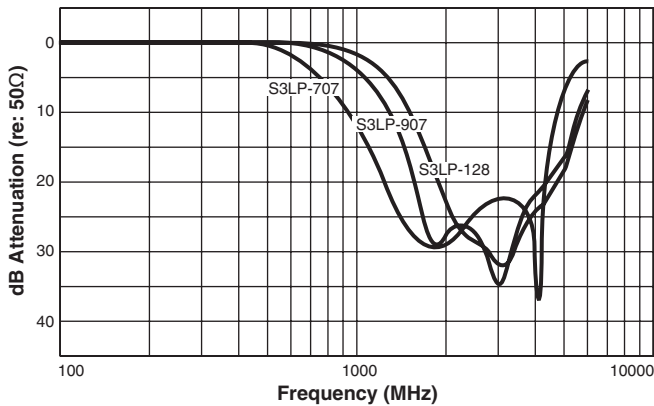
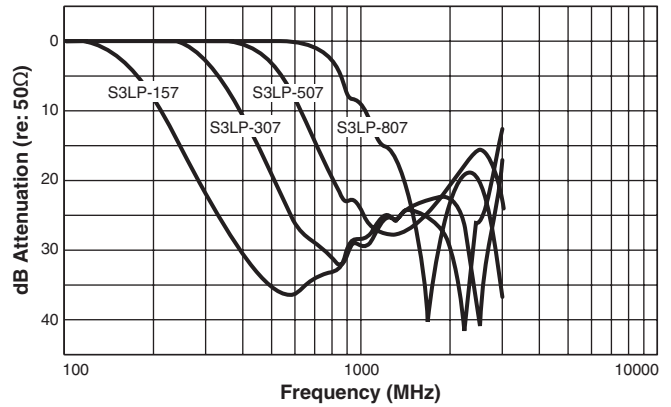
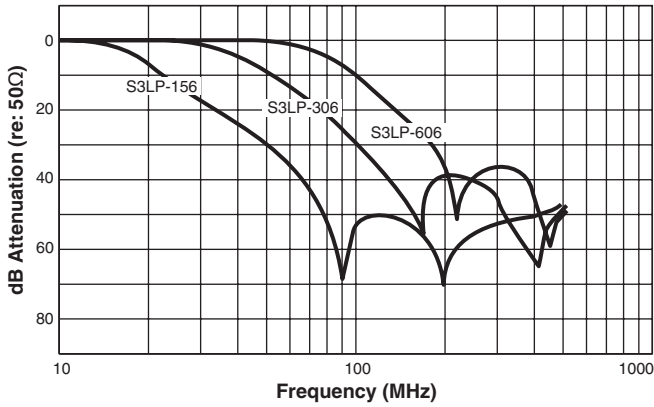


# Surface Mount LC Filters

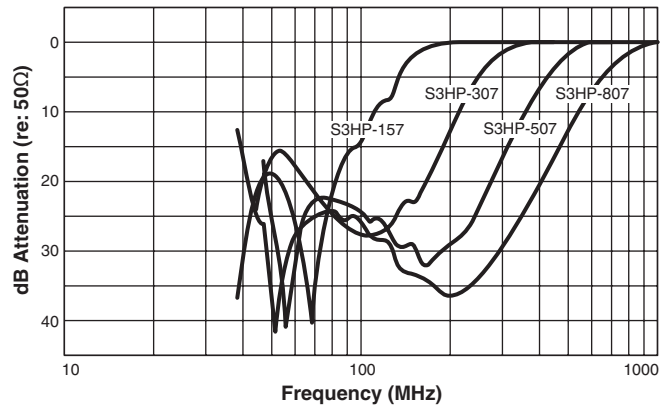
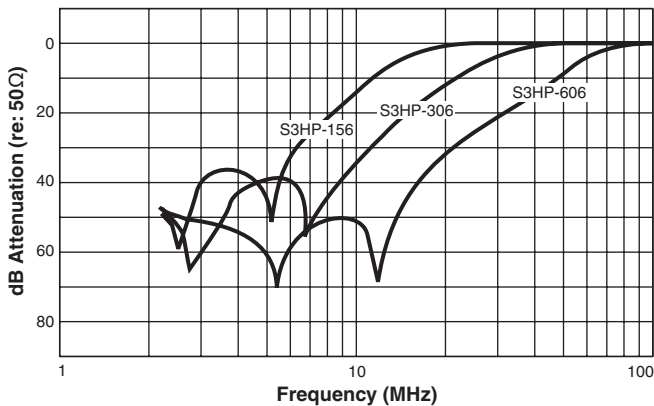
**S-Parameter files**  
ON OUR WEB SITE OR CD



## Frequency Response—Low Pass Filters\*



## Frequency Response—High Pass Filters\*



\*Measured on Agilent/HP 8753D network analyzer



Specifications subject to change without notice.  
Please check our website for latest information. Document 124-2 Revised 11/16/06

1102 Silver Lake Road Cary, Illinois 60013 Phone 847/639-6400 Fax 847/639-1469

E-mail [info@coilcraft.com](mailto:info@coilcraft.com) Web <http://www.coilcraft.com>