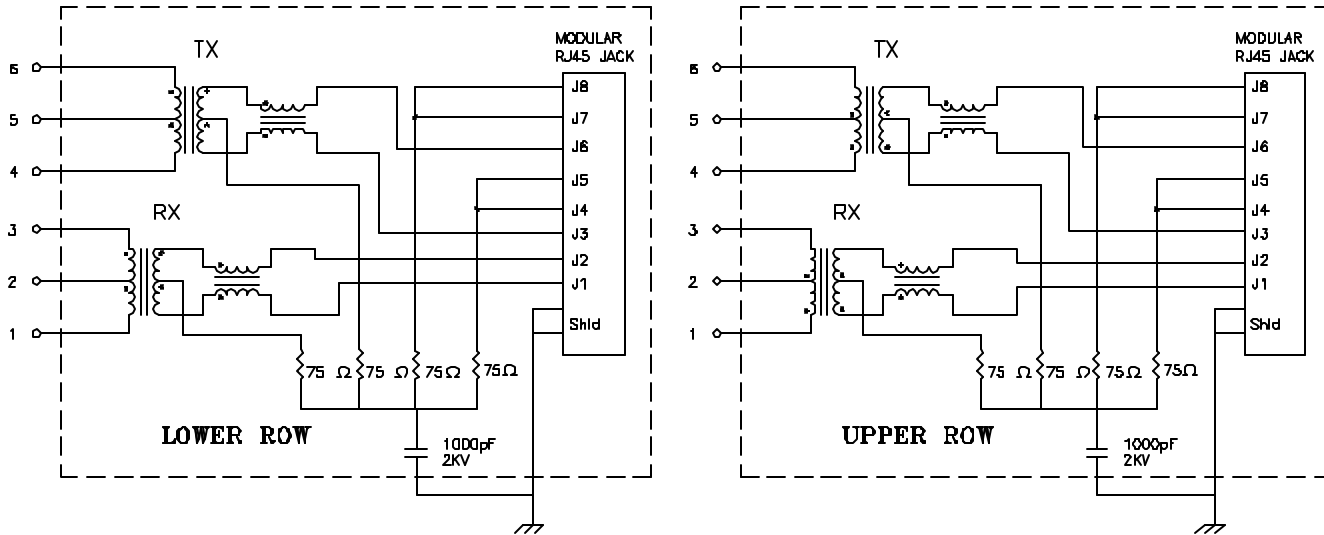


Schematic:



Electrical Specifications: 25°C

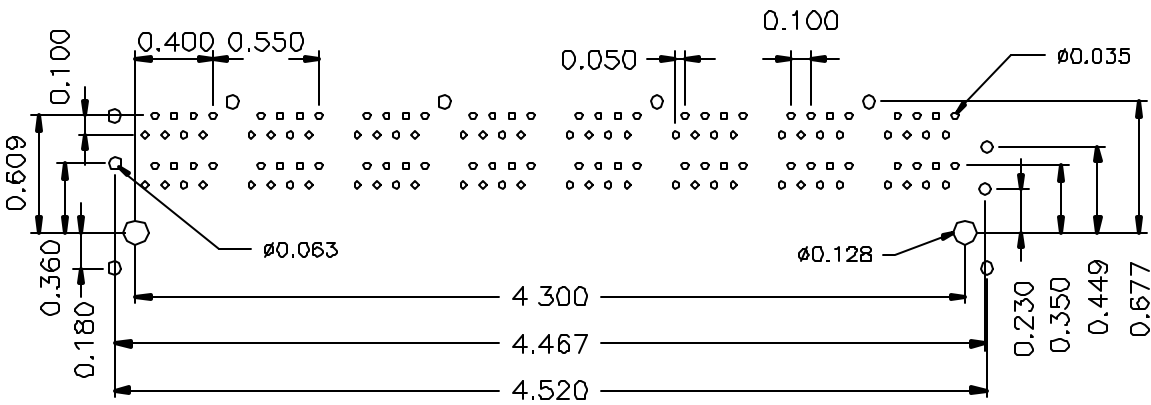
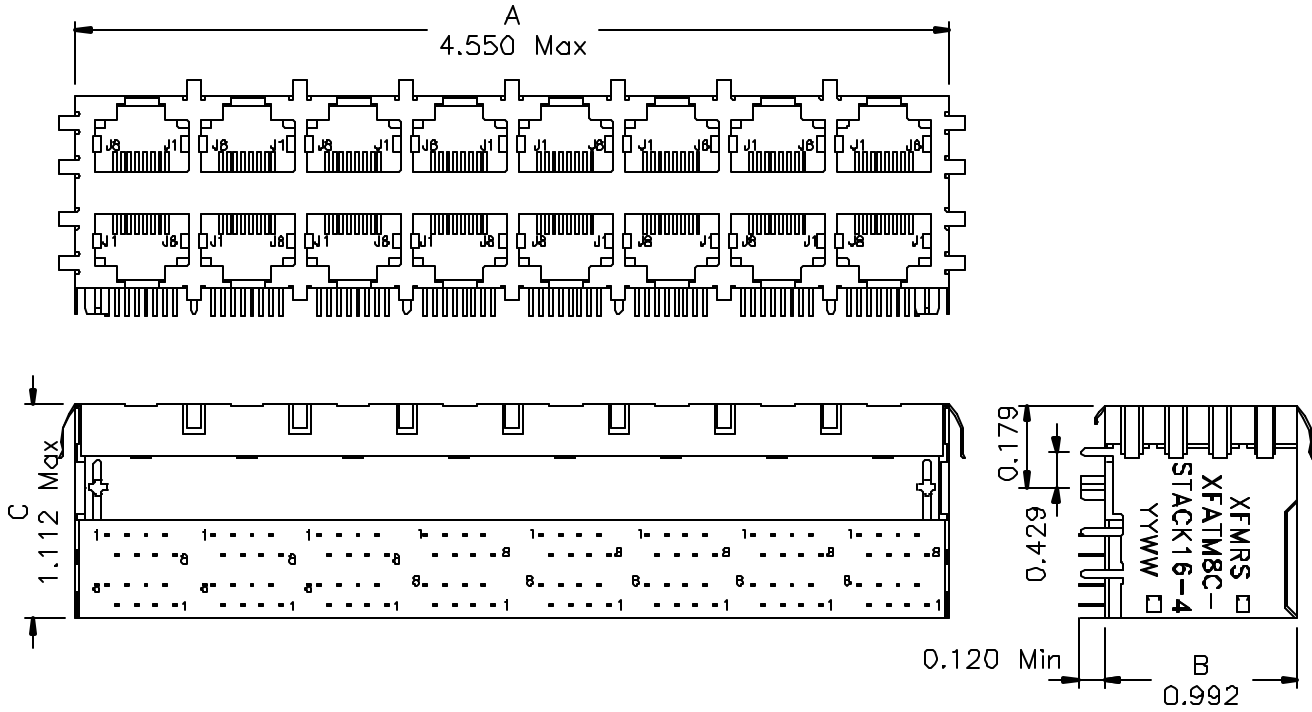
- Turns Ratio: TX 1CT:1CT±3%, RX 1CT:1CT±3%
- Isolation Voltage: 1500 Vrms (INPUT to OUTPUT)
- UTP SIDE OCL: 350uH Min @100KHz 100mV 8mADC
- Rise Time (10–90%): 2.5ns Typical
- Insertion Loss (1–100MHz): –1.0dB Maximum
- Insertion Loss (100MHz–125MHz): –1.1dB Typ.
- Return Loss: –18dB Typ. @30MHz
–12dB Typ @80MHz
- Crosstalk 32MHz: 40.0dB Min
62MHz: 35.0dB Min
100MHz: 30.0dB Min
- CMRR 100KHz–100MHz: 35.0dB Typ

Note:

1. Solderability: Leads shall meet MIL-STD-202, Method 208D for solderability.
2. Flammability: UL94V-0,
3. ASTM oxygen index: > 28% ,
4. Temperature rating: 155°C. UL file E151556,
5. Operating Temperature Range: All listed parameters are to be within tolerance from 0°C to +70°C

XFMRs Inc.	Title: 2x8 STACKED COMBO SERIES		
	UNLESS OTHERWISE SPECIFIED	P/N: XFATMBC-STACK16-4	REV. A
TOLERANCES: .xxx ±0.010	DWN.	康玉坤	May-07-01
Dimensions in Inch	CHK.	李清儿	May-07-01
SHEET 1 OF 2	APP.	BW	May-07-01

Mechanical Dimensions:



SUGGESTED MOUNTING PATTERN (COMPONENT SIDE)

DOC. REV. A/1

XFMRs Inc.	Title: Mechanical Dimensions For 2x8 STACKED COMBO Series		
UNLESS OTHERWISE SPECIFIED TOLERANCES: .xxx ±0.010 Dimensions in Inch	P/N: XFATM8C-STACK16-4	REV. A	
	DWN.	廖玉坤	May-07-01
	CHK.	李清儿	May-07-01
SHEET 2 OF 2	APP.	BW	May-07-01