


TACT Switch™ 6.45mm Diameter Low Contact Resistance with Round Terminals (Radial Type)

SKPL Series



Soft feeling, low contact resistance metal contacts and round terminals with excellent PC board mounting performance.

- Detector
- Push
- Slide
- Rotary
- Encoders
- Power



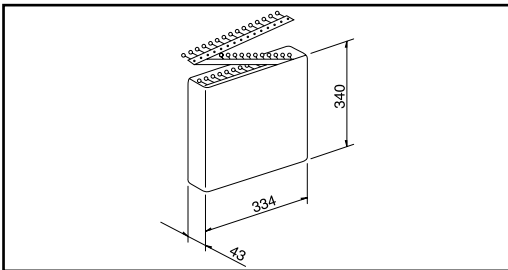
- Dual-in-line Package Type
- TACT Switch™**
- Custom-Products

Product Line

Product No.	Operating force	Operating direction	Travel (mm)	Rating (max.)	Rating (min.)	Operating life (5mA 5V DC)	Initial contact resistance	Rubber color	Minimum order unit (pcs.)
SKPLAGD010	1.57N	Vertical	1.3	50mA 16V DC	10μA 1V DC	100,000cycles	100m max.	Gray	2,700
SKPLAKD010	1.96N							Green	
SKPLAFD010	2.45N							Yellow	

Specification of Radial Taping Package (Taping Packaging for Auto-insertion)

Box Size Unit:mm



Number of packages(pcs.)		
1 box	1 case /Japan	1 case /export packing
2,700	27,000	27,000

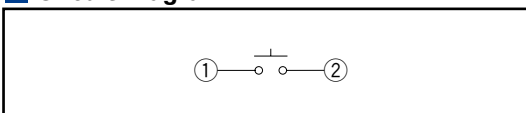
- Sharp Feeling
- Soft Feeling**
- Snap-in Type
- Surface Mount Type
- Radial Type**

Dimensions

Unit:mm

Style	PC board mounting hole dimensions (Viewed from switch mounting face)

Circuit Diagram













Notes

1. Using a 1.6mm thick PC board is recommended.
2. Please place purchase orders for taping products per minimum order unit (1 reel or a case).

Refer to P.306 for soldering conditions.

List of Varieties

Soft Feeling Type

Series		SKEG	SKPE	SKEG	SKEY	SKPF	SKPM	SKPN	SKPG	SKPL	SKPD
Photo											
Type		Snap-in					Surface mount			Radial	
Features				Horizontal type		High operation force and long stroke	Low contact resistance			Round terminal and low contact resistance	
Operating direction	Vertical										
	Horizontal										
Dimensions (mm)	W		6.6	7.5	7.8	8	5.9	6	6.6	φ6.45	7.8
	D	6	6.3	9.9		9	6	6.7	6.3		
	H	7	5	7.3	5	10	5	7	5		
Contact		Carbon					Silver		Carbon	Silver	Carbon
Operation force coverage	1N	↕	↕	↕	↕	↕	↕	↕	↕	↕	↕
	5N					↕					
Ground terminal											
Operating temperature range		-20 to +70 SKEG									
		-40 to +90									
Electrical performance	Insulation resistance	100M min. 100V DC SKEY/PD : 50M min. 100V DC									
	Voltage proof	250V AC for 1min. SKPN : 200V AC for 1min. SKEY/PD : 100V AC for 1min.									
Durability	Vibration	10 to 55 to 10Hz/min., the amplitude is 1.5mm for all the frequencies, in the 3 direction of X, Y and Z for 2hours respectively									
	Lifetime	Shall be in accordance with individual specifications.									
Environmental performance	Cold	-30 ± 2 for 96h									
	Dry heat	80 ± 2 for 96h									
	Damp heat	60 ± 2 , 90 to 95%RH for 96h									
Page		296	298	296	299	300	301	302	303	304	305

W : Width. The most outer dimension excluding terminal portion.
 D : Depth. The most outer dimension excluding terminal portion.
 H : Height. The minimum dimension if there are variances.

TACT Switch™ Soldering Conditions306
 TACT Switch™ Cautions307
 Product Line of Knob for TACT Switch™308

- Detector
- Push
- Slide
- Rotary
- Encoders
- Power
- Dual-in-line Package Type
- TACT Switch™
- Custom-Products

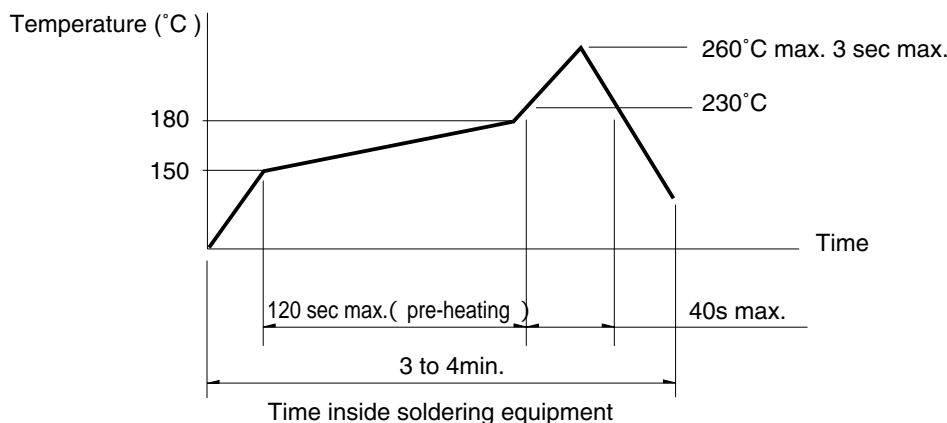
- Sharp Feeling
- Soft Feeling
- Snap-in Type
- Surface Mount Type
- Radial Type

Soldering Conditions

Condition for Reflow

Available for Surface Mount Type.

1. Heating method: Double heating method with infrared heater.
2. Temperature measurement: Thermocouple 0.1 to 0.2 CA(K) or CC(T) at solder joints(copper foil surface). A heat resistive tape should be used to fix thermocouple.
3. Temperature profile



Note

1. The above temperature shall be measured on the mounting surface of a PC board. There are cases where the PC board's temperature greatly differs from that of the switch, depending on the material, size, thickness of PC boards and others. The above-stated conditions shall also apply to switch surface temperatures.
2. Soldering conditions differ depending on reflow soldering machines. Prior verification of soldering condition is highly recommended.

Conditions for Auto-dip

Available for Snap-in Type and Radial Type
(Except SKHJ, SKHL, SKQJ, SKQK, SKEG series)

Items	Condition
Flux built-up	Mounting surface should not be exposed to flux
Preheating temperature	Ambient temperature of the soldered surface of PC board. 100 max.
Preheating time	60s max.
Soldering temperature	260 max.
Duration of immersion	5s max.
Number of soldering	2times max.

Manual Soldering (Except SKRT Series)

Items	Condition
Soldering temperature	350 max.
Duration of soldering	3s max.
Capacity of soldering iron	60W max.

Notes

1. Consult with us for availability of TACT Switch™ washing.
2. Prevent flux penetration from the top side of the TACT Switch™.
3. Switch terminals and a PC board should not be coated with flux prior to soldering.
4. The second soldering should be done after the switch is stable with normal temperature.
5. Use the flux with a specific gravity of min 0.81.
(EC-19S-8 by TAMURA Corporation, or equivalents.)

Detector
Push
Slide
Rotary
Encoders
Power
Dual-in-line Package Type
TACT Switch™
Custom-Products

Sharp Feeling
Soft Feeling
Snap-in Type
Surface Mount Type
Radial Type