



Shanghai Lunsure Electronic
Technology Co.,Ltd
Tel:0086-21-37185008
Fax:0086-21-57152769

RS201 THRU RS207

Features

- Any Mounting Position
- Surge Rating Of 60 Amps
- Low Forward Voltage Drop

**2 Amp Single Phase
Bridge Rectifier
50 to 1000 Volts**

Maximum Ratings

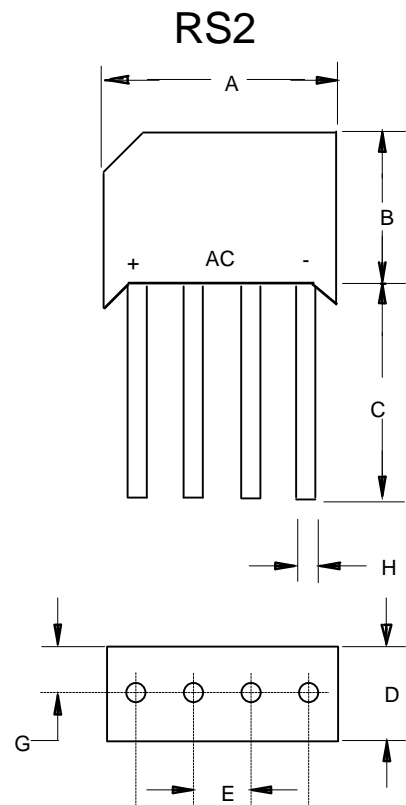
- Operating Junction Temperature: -55°C to +125°C
- Storage Temperature: -55°C to +150°C

Catalog Number	Device Marking	Maximum Recurrent Peak Reverse Voltage	Maximum RMS Voltage	Maximum DC Blocking Voltage
RS201	RS201	50V	35V	50V
RS202	RS202	100V	70V	100V
RS203	RS203	200V	140V	200V
RS204	RS204	400V	280V	400V
RS205	RS205	600V	420V	600V
RS206	RS206	800V	560V	800V
RS207	RS207	1000V	700V	1000V

Electrical Characteristics @ 25°C Unless Otherwise Specified

Average Forward Current	$I_{F(AV)}$	2.0A	$T_C = 25^\circ\text{C}$
Peak Forward Surge Current	I_{FSM}	50A	8.3ms, half sine
Maximum Forward Voltage Drop Per Element	V_F	1.1V	$I_{FM} = 1.0\text{A}$ per element; $T_A = 25^\circ\text{C}^*$
Maximum DC Reverse Current At Rated DC Blocking Voltage	I_R	10 μA 1.0mA	$T_J = 25^\circ\text{C}$ $T_J = 100^\circ\text{C}$

*Pulse test: Pulse width 300 μsec , Duty cycle 1%

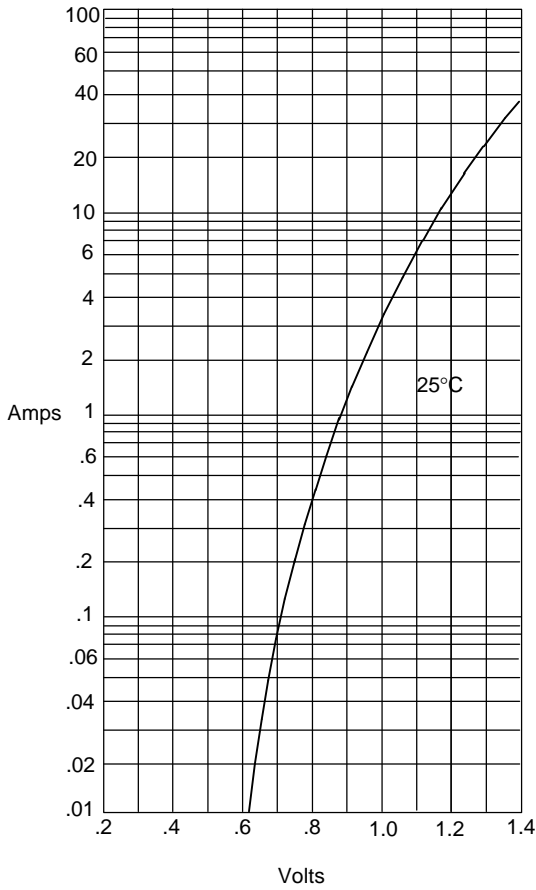


DIM	INCHES		MM		NOTE
	MIN	MAX	MIN	MAX	
A	---	.693	---	17.60	
B	---	.531	---	13.50	
C	.600	---	15.20	---	
D	.230	.250	5.84	6.40	
E	.142	.161	3.60	4.10	3PL/TYP
G	.118	.130	3.10	3.30	
H	.030	.032	0.76	0.81	∅



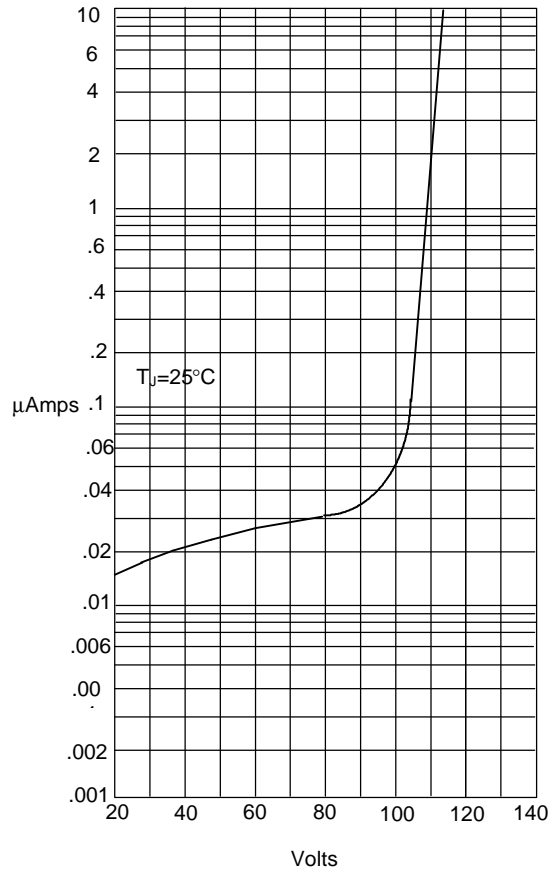
RS201 thru RS207

Figure 1
Typical Forward Characteristics



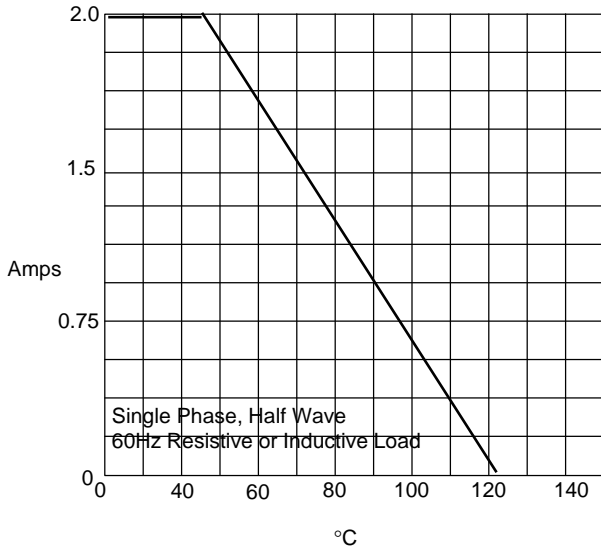
Instantaneous Forward Current - Amperes *versus* Instantaneous Forward Voltage - Volts

Figure 2
Typical Reverse Characteristics



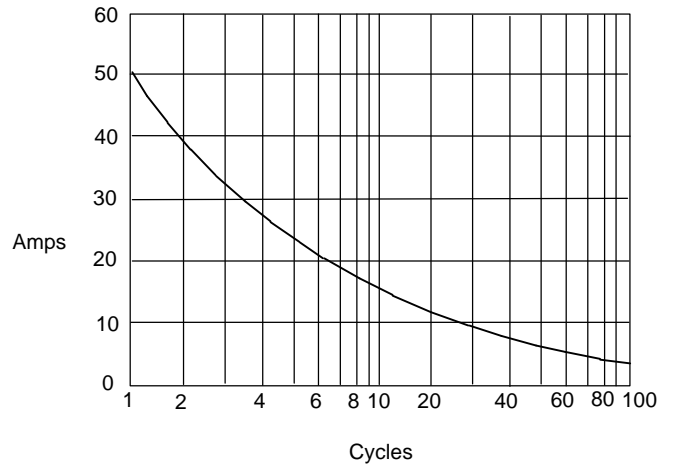
Instantaneous Reverse Leakage Current - MicroAmperes *versus* Percent Of Rated Peak Reverse Voltage - Volts

Figure 3
Forward Derating Curve



Average Forward Rectified Current - Amperes *versus* Ambient Temperature - °C

Figure 4
Maximum Non-Repetitive Forward Surge Current



Peak Forward Surge Current - Amperes *versus* Number Of Cycles At 60Hz - Cycles