

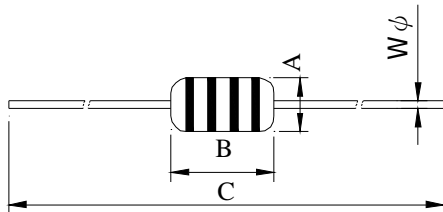
SPECIFICATION FOR APPROVAL

REF : 20091221-C

PAGE: 1

PROD. NAME	AXIAL INDUCTOR	ABC'S DWG NO.	AA0307□□□□L□-□□□
		ABC'S ITEM NO.	

I . CONFIGURATION & DIMENSIONS :

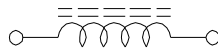


A	: 3.0 max.	m/m
B	: 7.5 max.	m/m
C	: 61.0 ref.	m/m
Wφ	: 0.50	m/m

※Color code :

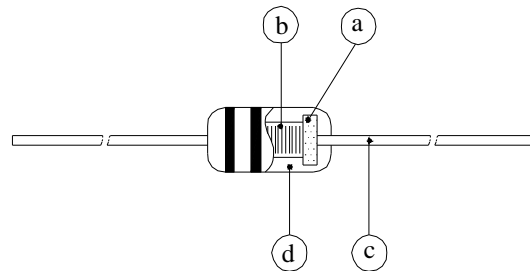
- 1st Color : First Significant Figure
- 2nd Color : Second Significant Figure
- 3rd Color : Multiplier
- 4th Color : Tolerance

II . SCHEMATIC DIAGRAM :



III . MATERIALS :

- a . Core : Ferrite DR core
- b . Wire : Enamelled copper wire (class B)
- c . Terminal : Cu/Ni/Sn
- d . Coating : Epoxy resin
- e . Remark : Products comply with RoHS' requirements



IV . GENERAL SPECIFICATION :

- a . Temp. rise : 20°C max.
- b . Ambient temp : 60°C max.
- c . Operating temp : -55°C---+105°C
- d . Terminal tensile strength : 1.0 KG min
- e . Terminal bending strength : 0.3 KG min
- f . Dielectric withstanding voltage : 250 Vrms
- g . Rated current : Base on temp. rise

AR-001A

SPECIFICATION FOR APPROVAL

REF : 20091221-C

PAGE: 2

PROD. NAME	AXIAL INDUCTOR	ABC'S DWG NO.	AA0307□□□□L□-□□□
		ABC'S ITEM NO.	

V . ELECTRICAL CHARACTERISTICS :

DWG No.	Inductance		Q min.	Test Freq. (MHz)	SRF (MHz) min.	RDC (Ω) max.	IDC (mA) max.	Color Code			
	(μH)	Tol.						1st	2nd	3rd	4th
AA0307R10ML□-□□□	0.10	±20%	45	25.2	480.0	0.06	1400	BN	BK	SIL	---
AA0307R12ML□-□□□	0.12	±20%	45	25.2	450.0	0.06	1350	BN	R	SIL	---
AA0307R15ML□-□□□	0.15	±20%	45	25.2	420.0	0.07	1270	BN	GN	SIL	---
AA0307R18ML□-□□□	0.18	±20%	45	25.2	400.0	0.07	1200	BN	GY	SIL	---
AA0307R22ML□-□□□	0.22	±20%	45	25.2	380.0	0.08	1150	R	R	SIL	---
AA0307R27ML□-□□□	0.27	±20%	45	25.2	360.0	0.09	1100	R	V	SIL	---
AA0307R33ML□-□□□	0.33	±20%	45	25.2	320.0	0.10	1100	O	O	SIL	---
AA0307R39ML□-□□□	0.39	±20%	45	25.2	310.0	0.12	1000	O	W	SIL	---
AA0307R47ML□-□□□	0.47	±20%	45	25.2	300.0	0.15	1000	Y	V	SIL	---
AA0307R56ML□-□□□	0.56	±20%	45	25.2	280.0	0.18	950	GN	BU	SIL	---
AA0307R68ML□-□□□	0.68	±20%	45	25.2	240.0	0.20	900	BU	GY	SIL	---
AA0307R82ML□-□□□	0.82	±20%	45	25.2	200.0	0.22	900	GY	R	SIL	---
AA03071R0KL□-□□□	1.00	±10%	45	25.2	180.0	0.25	815	BN	BK	GD	SIL
AA03071R2KL□-□□□	1.20	±10%	45	7.96	160.0	0.28	740	BN	R	GD	SIL
AA03071R5KL□-□□□	1.50	±10%	45	7.96	140.0	0.30	700	BN	GN	GD	SIL
AA03071R8KL□-□□□	1.80	±10%	45	7.96	120.0	0.35	655	BN	GY	GD	SIL
AA03072R2KL□-□□□	2.20	±10%	45	7.96	110.0	0.40	630	R	R	GD	SIL
AA03072R7KL□-□□□	2.70	±10%	45	7.96	85.0	0.45	595	R	V	GD	SIL
AA03073R3KL□-□□□	3.30	±10%	45	7.96	74.0	0.50	575	O	O	GD	SIL
AA03073R9KL□-□□□	3.90	±10%	45	7.96	62.0	0.55	555	O	W	GD	SIL
AA03074R7KL□-□□□	4.70	±10%	45	7.96	48.0	0.60	530	Y	V	GD	SIL
AA03075R6KL□-□□□	5.60	±10%	45	7.96	35.0	0.65	500	GN	BU	GD	SIL
AA03076R8KL□-□□□	6.80	±10%	45	7.96	28.0	0.70	470	BU	GY	GD	SIL
AA03078R2KL□-□□□	8.20	±10%	45	7.96	20.0	0.80	425	GY	R	GD	SIL
AA0307100KL□-□□□	10.00	±10%	45	7.96	18.0	0.85	370	BN	BK	BK	SIL
AA0307120KL□-□□□	12.00	±10%	45	2.52	16.0	0.90	350	BN	R	BK	SIL
AA0307150KL□-□□□	15.00	±10%	45	2.52	14.0	1.00	335	BN	GN	BK	SIL
AA0307180KL□-□□□	18.00	±10%	45	2.52	12.0	1.20	315	BN	GY	BK	SIL
AA0307220KL□-□□□	22.00	±10%	45	2.52	10.0	1.35	285	R	R	BK	SIL
AA0307270KL□-□□□	27.00	±10%	45	2.52	9.0	1.80	270	R	V	BK	SIL
AA0307330KL□-□□□	33.00	±10%	45	2.52	8.0	2.10	255	O	O	BK	SIL
AA0307390KL□-□□□	39.00	±10%	45	2.52	7.5	2.30	240	O	W	BK	SIL
AA0307470KL□-□□□	47.00	±10%	50	2.52	7.0	2.60	205	Y	V	BK	SIL
AA0307560KL□-□□□	56.00	±10%	50	2.52	6.5	2.90	195	GN	BU	BK	SIL
AA0307680KL□-□□□	68.00	±10%	50	2.52	6.0	3.20	185	BU	GY	BK	SIL
AA0307820KL□-□□□	82.00	±10%	50	2.52	5.5	3.80	175	GY	R	BK	SIL
AA0307101KL□-□□□	100.00	±10%	50	2.52	5.0	4.20	165	BN	BK	BN	SIL
AA0307121KL□-□□□	120.00	±10%	50	0.796	4.8	4.50	160	BN	R	BN	SIL
AA0307151KL□-□□□	150.00	±10%	50	0.796	4.5	5.00	150	BN	GN	BN	SIL
AA0307181KL□-□□□	180.00	±10%	50	0.796	4.0	6.00	140	BN	GY	BN	SIL
AA0307221KL□-□□□	220.00	±10%	50	0.796	3.5	7.00	130	R	R	BN	SIL
AA0307271KL□-□□□	270.00	±10%	50	0.796	3.0	7.50	120	R	V	BN	SIL
AA0307331KL□-□□□	330.00	±10%	50	0.796	2.8	8.00	100	O	O	BN	SIL
AA0307391KL□-□□□	390.00	±10%	50	0.796	2.6	10.00	95	O	W	BN	SIL
AA0307471KL□-□□□	470.00	±10%	50	0.796	2.4	13.00	90	Y	V	BN	SIL
AA0307561KL□-□□□	560.00	±10%	50	0.796	2.0	15.00	85	GN	BU	BN	SIL
AA0307681KL□-□□□	680.00	±10%	50	0.796	1.8	16.00	75	BU	GY	BN	SIL
AA0307821KL□-□□□	820.00	±10%	50	0.796	1.6	23.00	65	GY	R	BN	SIL
AA0307102KL□-□□□	1000.00	±10%	50	0.796	1.4	26.00	60	BN	BK	R	SIL

- 1). □ : Package Information---A : Bulk B : Taping / Box C : Taping / Reel
- 2). "- □□□ " : Reference code

AR-001A



SPECIFICATION FOR APPROVAL

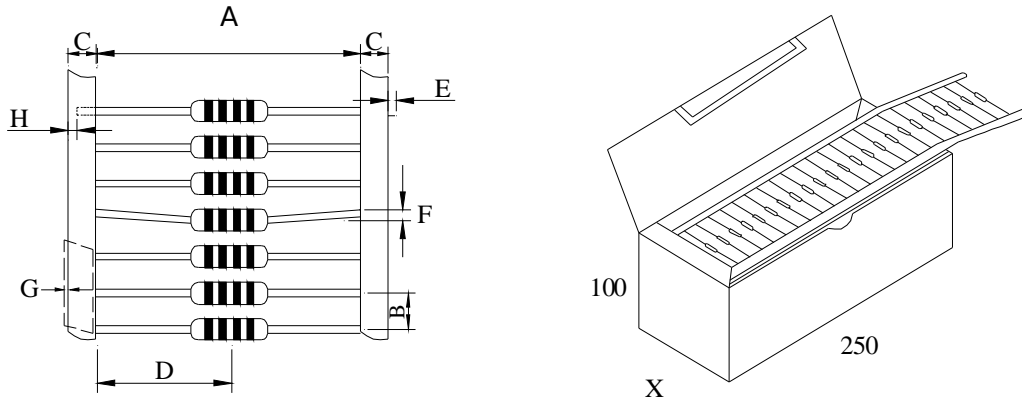
REF : 20091221-C

PAGE: 3

PROD. NAME	AXIAL INDUCTOR	ABC'S DWG NO. ABC'S ITEM NO.	AA0307□□□□L□-□□□
---------------	----------------	---------------------------------	------------------

VI . PACKAGING INFORMATION FOR ALA HORIZONTAL TAPING IN BOX

(1) Configuration



(2) Dimensions

Unit:m/m

Style	Item	Specification	Item	Specification
T 26	A	26.00±1.50	B	5.00±0.50
	D	13.00±0.50	C	6.00±1.00
	X	50.00±1.50	E	0.50 (max)
	H	2.50 (max)		
T 52	A	52.00±1.50	F	1.00 (max)
	D	26.00±1.50	G	1.00 (max)
	X	76.00±1.50	H	2.50 (max)

(3) Q'TY & G.W. Per package

Series	Inner : Box			Outer : Carton		
	Q'TY (pcs)	G.W. (gw)	Size (m/m)	Q'TY (pcs)	G.W. (Kg)	Size (cm)
AA0307	3,000	900	250 x 75 x 100	36,000	12.5	37.6 x 26.6 x 34.5

AR-001A



SPECIFICATION FOR APPROVAL

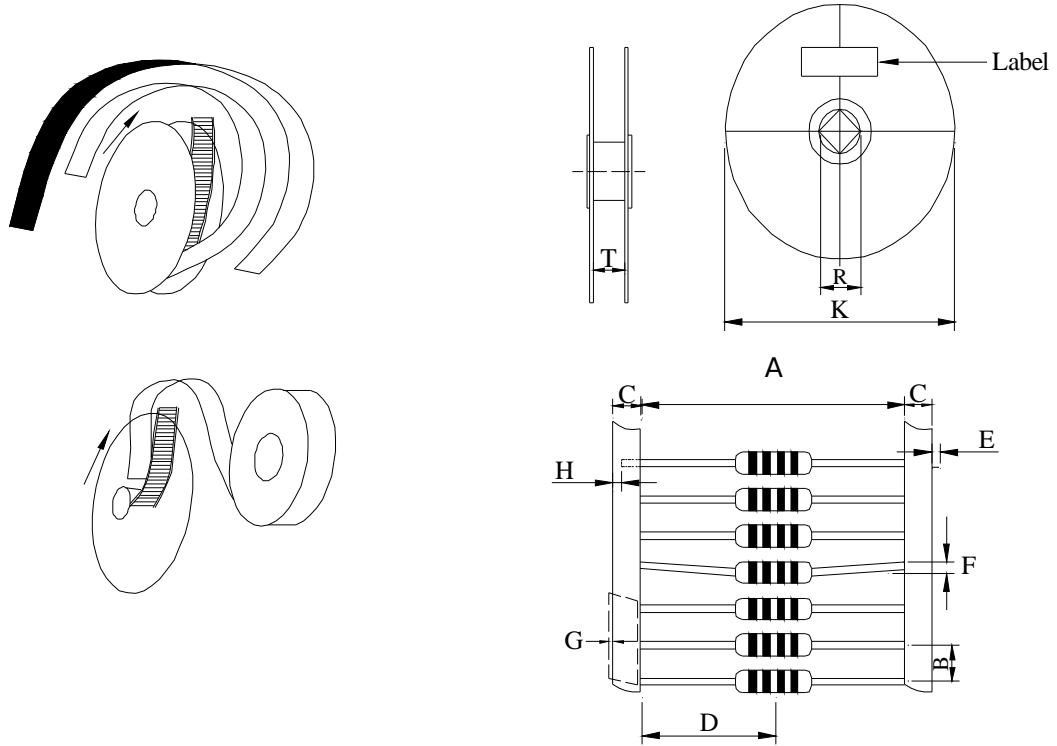
REF : 20091221-C

PAGE: 4

PROD. NAME	AXIAL INDUCTOR	ABC'S DWG NO. ABC'S ITEM NO.	AA0307□□□□L□-□□□
---------------	----------------	---------------------------------	------------------

VII . PACKAGING INFORMATION FOR ALA HORIZONTAL TAPING IN REEL

(1) Configuration



(2) Dimensions

Unit:m/m

Item	Specification	Item	Specification
A	52.00±1.50	F	1.00 (max.)
B	5.00±0.50	G	1.00 (max.)
C	6.00±1.00	K	355.00±0.50
D	26.00±1.50	R	15.00±0.50
E	0.50 (max.)	T	71.00±3.00
H	2.50 (max.)		

(3) Q'TY & G.W. Per package

Series	Inner : Reel			Outer : Carton		
	Q'TY (pcs)	G.W. (gw)	Size (m/m)	Q'TY (pcs)	G.W. (Kg)	Size (cm)
AA0307	5,000	1,600	370 x 370 x 85	20,000	8.0	37.9 x 37.9 x 37.3

AR-001A

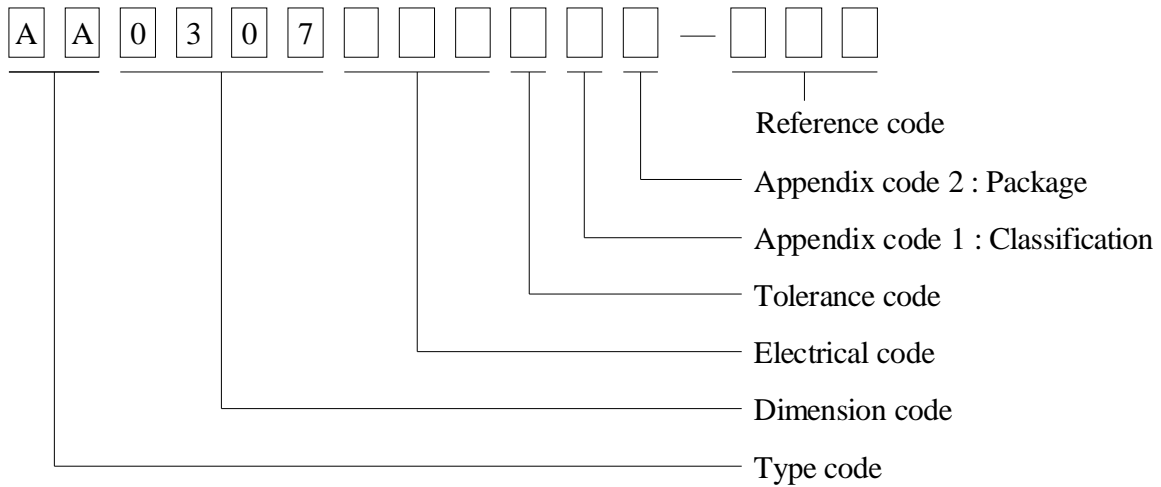
SPECIFICATION FOR APPROVAL

REF : 20091221-C

PAGE: 5

PROD. NAME	AXIAL INDUCTOR	ABC'S DWG NO.	AA0307□□□□L□-□□□
		ABC'S ITEM NO.	

VIII. . DWGING NUMBER EXPRESSION :



Appendix code 1 : Product Classification

- L : Lead Free Standard products comply with RoHS' requirements
- 1 ~ 9 : Lead Free Special products comply with RoHS' requirements

Appendix code 2 : Package Information

Code	Inner package	Inner package QTY	Remark
A	Bag (Axial type)	200 pcs	
B	T / B (T52 Box package)	3000 pcs	
C	T / R (T52 Reel package)	5000 pcs	
D	T / B (T26 Box package)	3000 pcs	
E	BAG (Fm Forming type)	500 pcs	

SPECIFICATION FOR APPROVAL

REF : 20091221-C

PAGE: 6

PROD. NAME	AXIAL INDUCTOR	ABC'S DWG NO.	AA0307□□□□L□-□□□
		ABC'S ITEM NO.	

IX . UL CARD :

OBMW2 September 8, 2000

Magnet Wire-Component

JUNG SHING WIRE CO LTD E174837

231 CHUNG CHENG RD, SEC 3 JEN-TEH HSIANG, TAINAN

HSIEN TAIWAN

Mtl Dsg	Mark Dsg	BC	Coat Typ	OC	ANSI Type	Temp Class
AIW	---	Polyamideimide		---	MW81-C	220
CFUEWB	---	Polyurethane		---	MW75C	130
EIAIW	---	Polyesterimide	Polyamideimide		MW35C	200
EILOCKY	---	Polyesterimide	Polyamide		---	180
EILOCKW	---	Polyesterimide	Modified Epoxy		---	200
EIW	---	Polyesterimide			---	220
EIW-2	---	Polyesterimide			MW74-C	200
FL.EILOCKY	---	Modified Polyester	Polyamide		---	155
LSFFW	---	Polyurethane			MW79-C	155
LSUEW	---	Polyurethane			---	130
PEW	---	Polyester			---	155
PEY	---	Polyester	Nylon		MW24-C	155
SF.FLW	---	Modified Polyester			MW26C	155
SF.EIW	---	Polyesterimide			MW77C	180
SF.BY@	---	Modified Polyester	Nylon		MW27-C	155
SF.FLY@	---	Modified Polyester	Nylon		MW27-C	155
SF.BLOCKBS	---	Modified Polyester	Modified Polyamide		---	155
SF.EILOCKY#	---	Polyesterimide	Polyamide		---	180
SF.EILOCKBS	---	Polyesterimide	Modified Polyamide		---	180
SF.BW@	---	Modified Polyester			MW26C	155
SFFW	---	Polyurethane			MW79	155

287806002 Page 1 of 2

A not-for-profit organization dedicated to public safety and committed to quality service

Mtl Dsg	Mark Dsg	BC	Coat Typ	OC	ANSI Type	Temp Class
SFFY	---	Polyurethane		Polyamide	MW80C	155
UEW-1	---	Polyurethane		---	MW2-C	105
UEW-2	---	Polyurethane		---	---	130
UEW-4	---	Polyurethane		---	MW75C	130
UEY	---	Polyurethane		Nylon	MW28-C	130
UEY-2	---	Polyurethane		Polyamide	MW28-C	130

@-May be suffixed by LZ; # - May be suffixed by LZ, EL or LZI.
 LZ - Signifies magned wires twisted together; EL - signifies base coated magnet wire laid parallel with top coat applied overall; LZL - signifies base coated magnet wire twisted together and covered with top coat overall.
 Marking: Company name or trademarks or 榮星電線 , material designation or marked designation on packaed or reel, and Recognized Component Mark.

See General Information Preceding These Recognitions
 For use only in equipment where the acceptability of the combination is determined by Underwriters Laboratories Inc.

287806002 Page 2 of 2

OBMW2/E174837
September 8, 2000

AR-001A

