



O/E/N 63

HEAVY DUTY POWER RELAY

- Upto 30 A Switching
- High Performance
- Spade Terminals for Power Output
- High Reliability
- AC & DC Versions
- Sealed
- UL Approved

SPECIFICATIONS

Contact Arrangement	: 1 Form A/1 Form C
Contact Material	: Silver Alloy
Contact Rating	
Rated Voltage	: 230 VAC/24 VDC
Maximum Voltage	: 250 VAC
Maximum Continuous Current @ 230 VAC/24VDC	
1 Form A	: 30A
Motor Load	: 2HP/230VAC
1 Form C	: 30 / 20 A
Maximum Power Rating	: 7500VA (SPST)
Nominal Coil Power	DC
: 0.93W (approx)	
AC	: 2VA
Operating Power	DC : 0.5W (approx)
Life Expectancy	
Mechanical	: 10 ⁷ operations
Electrical	: 10 ⁵ operations
Contact Resistance	: 50 milli Ohms (Initial)
Dielectric Strength	
Between Contacts & Coil	: 2500 VRMS
Between Contacts	: 1500 VAC
Insulation Resistance	: 1000 Meg.Ohms at 500VDC, 25 ⁰ C,RH50
Operate time at Nominal Voltage	: 10 milli sec.(Typ)
Release time at Nominal Voltage	: 8 milli sec.(Typ)
Ambient Temperature	: -55 ⁰ C to +100 ⁰ C
Weight	: 35gms (approx)
* The tab on the cover should be removed after PCB cleaning.	

Typical applications

Air Conditioning Systems, Ventilation, Heater, Domestic Appliances, Automotive.

All dimensions are in mm. Specifications subject to change without notice. Tolerance unless otherwise specified is ± 10%

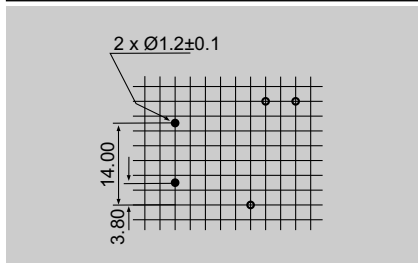
COIL DATA

Nominal Voltage VDC	Pick-up Voltage VDC (Max)	Drop-out Voltage VDC (Min)	Coil Resistance Ohms ± 10%
5	3.75	0.6	27
6	4.50	0.9	40
12	9.00	1.2	160
18	13.50	1.8	380
24	18.00	2.4	660

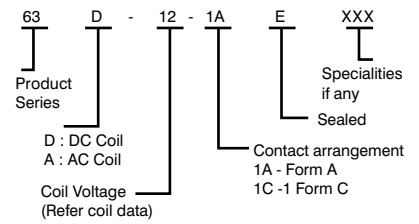
AC Coil Data

VAC	VAC	VAC	Ohms
230	190	23	13,490

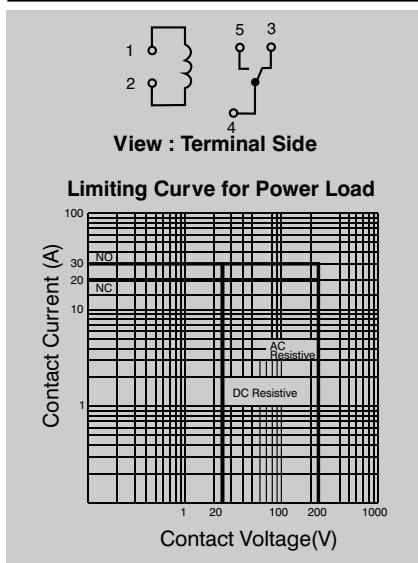
DRILLING PATTERN



HOW TO ORDER



CIRCUIT DIAGRAMS



DIMENSIONS

