

Series 602 - High current, PLCC2 size

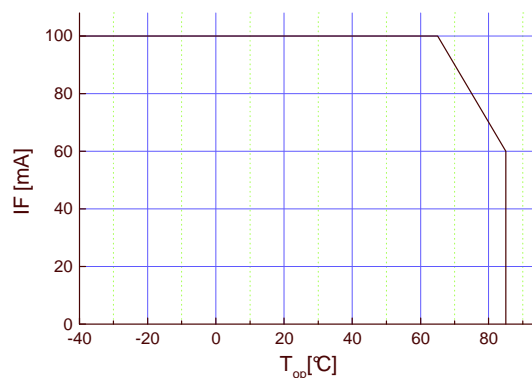
Features

- size 1210: 3,3(L) x 2,9(W) x 1,4(H) mm
- circuit substrate: glass laminated epoxy
- high current up to 100 mA
- soldering pads: gold plated, all soldering methods applicable
- taped in 8 mm blister tape, cathode to transporting perforation
- all devices sorted into luminous intensity classes
- high radiation intensity types



Absolute Maximum Ratings

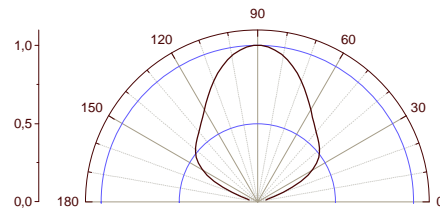
$I_{F, max}$ [mA]	$I_{F, P}$ [mA] $t_p \leq 100 \mu s$ $\tau=1: 10$	V_R [V]	$I_{R, max}$ [μA]	Thermal resistance R_{thJA} [K / W]	T_{Op} [$^{\circ}C$]	T_{St} [$^{\circ}C$]
100	500	5	100	24	-40...85	-55...85



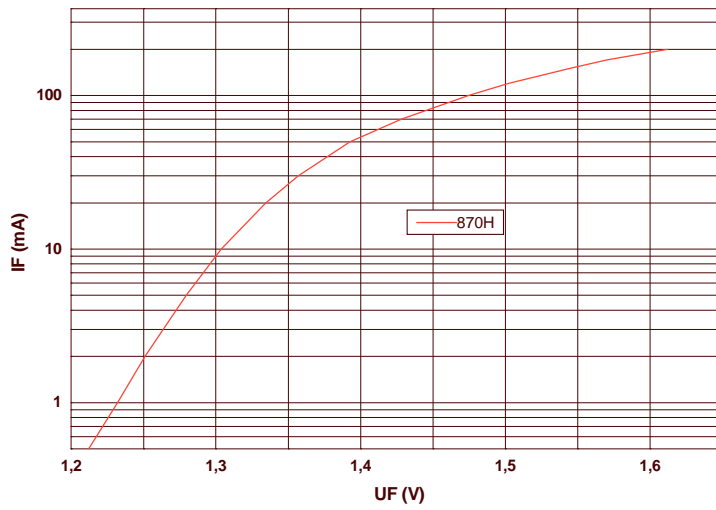
Maximal forward current (DC) characteristic

Electro-Optical Characteristics

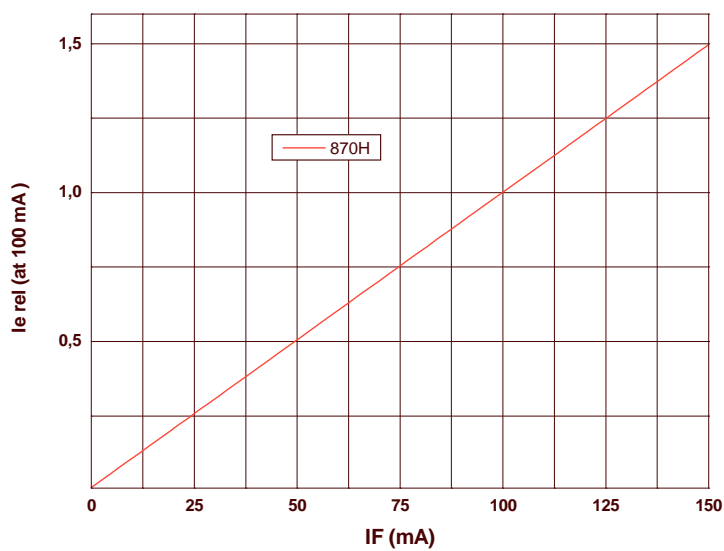
Type	Marking at	Measurement I_F [mA]	Switching time (rise & fall)		V_F [V]		λ_p [nm]	I_e [mW/sr]	
			typ [ns]	max [ns]	typ	max		min	typ
OHI-602 -870H	cathode	100	20	80	1,45	1,7	870 ± 15	5.0	10



view angle

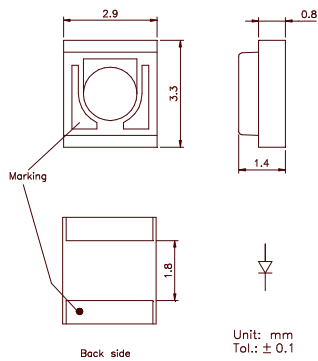


$U_F - I_F$
characteristic

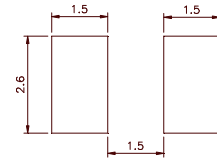


$I_F - I_{e, rel}$
characteristic

Outline Drawing

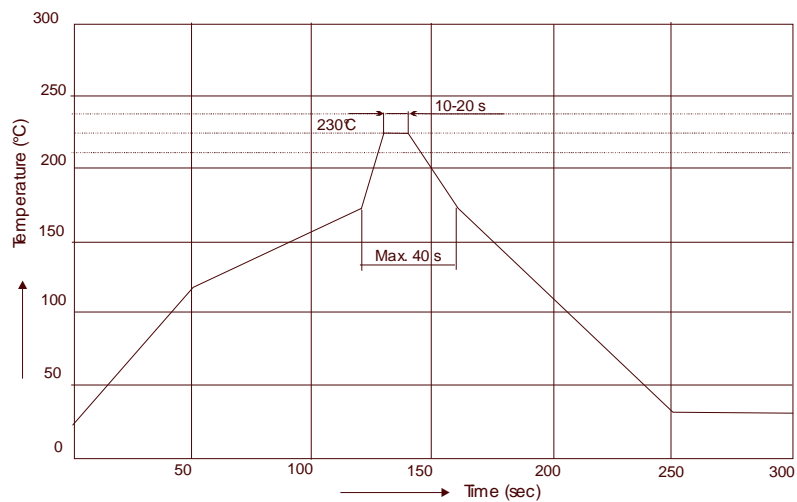


Recommended Soldering Patterns

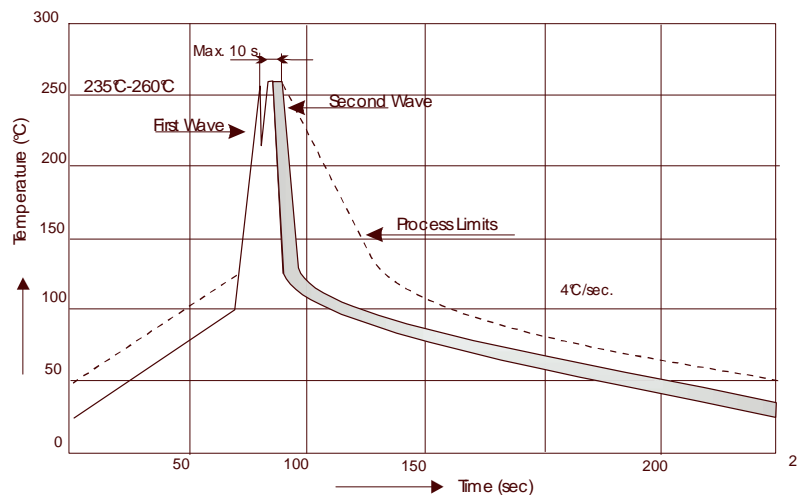


Recommended min. thermal resistance
device-ambient: 140 K/W
e.g. 70 μm copper pad 8 x 8 mm²
without solder resist

Soldering Conditions



IR reflow
soldering
profile



Wave
soldering
profile

Manual soldering: max power of iron 25W/1s/300°C

Ordering Code For Parts

<u>Series</u>	<u>Color</u>	<u>Encapsulation</u>	<u>Packaging</u>
OHI-602	???????	X	T
			T - taped
		X - uncolored clear	

Type definition, e.g. OHI-602 -870H-X -T

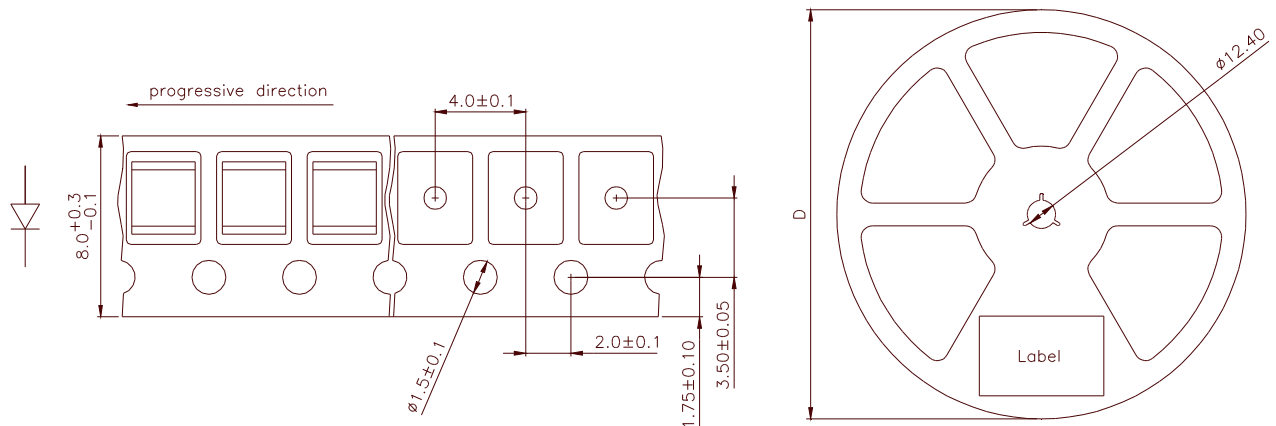
LED Luminous Intensity Groups And Subgroups [mW/sr]

(general information – not this device specific)

C:	0.28 - 0.45	C1:	0.28 - 0.36	J1:	4.50 - 5.60
D:	0.45 - 0.71	C2:	0.36 - 0.45	J2:	5.60 - 7.10
E:	0.71 - 1.12	D1:	0.45 - 0.56	K1:	7.10 - 9.00
F:	1.12 - 1.80	D2:	0.56 - 0.71	K2:	9.00 - 11.20
G:	1.80 - 2.80	E1:	0.71 - 0.90	L1:	11.20 - 14.00
H:	2.80 - 4.50	E2:	0.90 - 1.12	L2:	14.00 - 18.00
J:	4.50 - 7.10	F1:	1.12 - 1.40	M1:	18.00 - 22.40
K:	7.10 - 11.20	F2:	1.40 - 1.80	M2:	22.40 - 28.00
L:	11.20 - 18.00	G1:	1.80 - 2.24	N1:	28.00 - 35.50
M:	18 - 28	G2:	2.24 - 2.80	N2:	35.50 - 45.00
N:	28 - 45	H1:	2.80 - 3.55	P1:	45.00 - 56.00
P:	45 - 71	H2:	3.55 - 4.50	P2:	56.00 - 71.00

Measured according to CIE 127. All SMD-LEDs are 100% measured and selected on full automated equipment with an accuracy of ± 11 %.

Tape And Reel Packing



D	Parts/reel
180 mm	2000
330 mm	8000

Packing: The reel is sealed in special plastic bag with integrate ESD protection (MIL - STD 81705) including a silica dry-pack

Label

Order No. XXXXXXXXX

Customer order No.

Type OHI-602 ?????-??-T

Intensity group ZZ

Charge No. 1122-AAAAAA

11 Week – 22 year – A internal identification

Quantity 9999