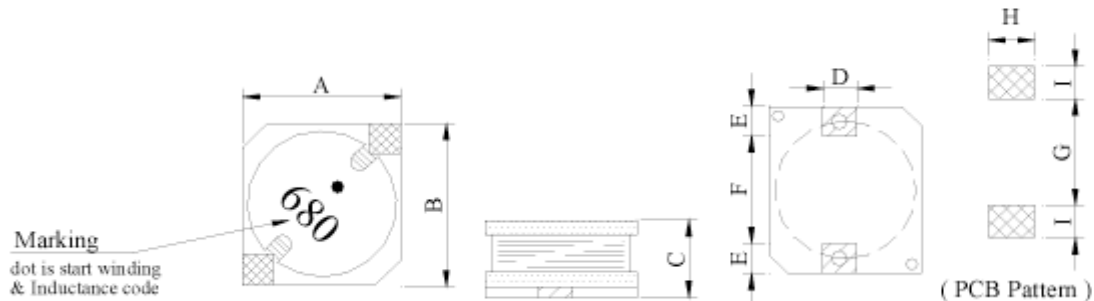


C/Severo Ochoa 33 - Parque Tecnológico de Andalucía. 29590 Campanillas .Málaga (Spain) **Phone** +34 951 231 320 **Fax** +34 951 231 321  
E-mail: [mar.villarrubia@grupopremo.com](mailto:mar.villarrubia@grupopremo.com) Web <http://www.grupopremo.com>

## 1. Configuration & Dimensions



Series	Dimensions [mm]								
	A(max.)	B	C	D	E	F	G(ref.)	H(ref.)	I(ref.)
PN1105	10.0	11.1±0.3	4.8±0.2	2.0±0.2	2.0±0.2	7.1±0.3	7.6	2.4	2.4

## 2. Schematic Diagram

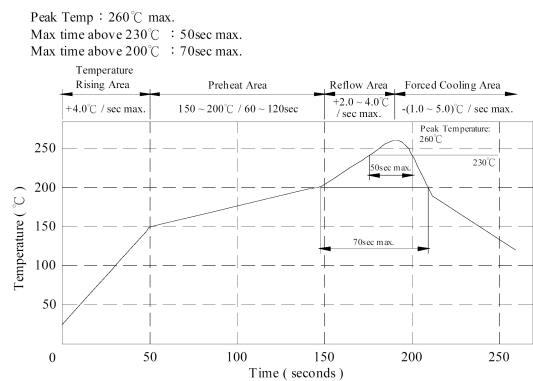


## 3. Materials

- a.- Core : Ferrite DR Core
- b.- Base : FR - 4
- c.- Wire : Enamelled copper wire (class F)
- d.- Adhesive : Epoxy resin
- e.- Terminal : Cu / Ni / Au
- f.- Soldering : Sn97 / Cu3 solder wire
- g.- Remark : Lead content 200ppm max. include ferrite

## 4. General Specification

- a.- Temp. rise : 40°C max.
- b.- Rated current : Base on temp. rise &  $\Delta L/L0A = 10\%$  max.
- c.- Storage temp. : -40°C ~ +125°C
- d.- Operating temp. : -40°C ~ +105°C
- e.- Resistance to solder heat : 260°C. 10 secs



## 5. Electrical Characteristics

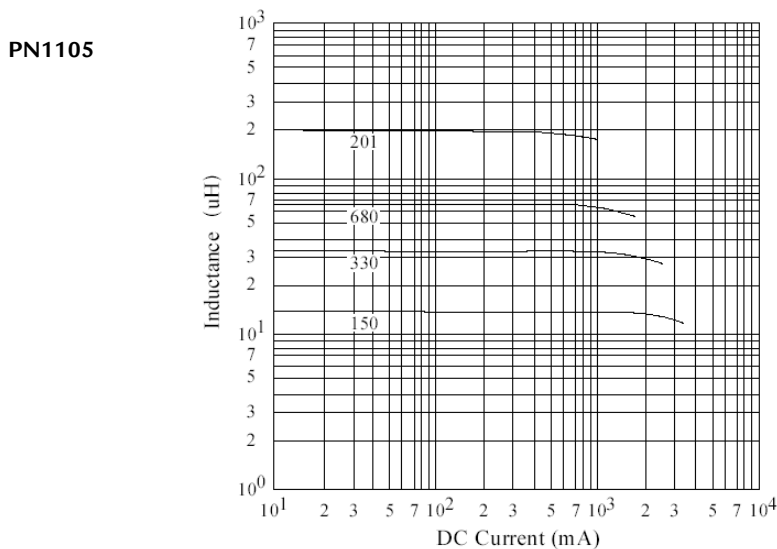
### PN1105 (10 $\mu$ H – 200 $\mu$ H)

DWG No.	Inductance ( $\mu$ H)	Test Freq. L (KHz)	RDC ( $\Omega$ ) max.	IDC (A) max.
PN1105 – 100M	10.0 $\pm$ 20%	1	0.045	4.00
PN1105 – 120M	12.0 $\pm$ 20%	1	0.069	3.60
PN1105 – 150M	15.0 $\pm$ 20%	1	0.075	3.20
PN1105 – 220M	22.0 $\pm$ 20%	1	0.080	3.00
PN1105 – 270M	27.0 $\pm$ 20%	1	0.095	2.80
PN1105 – 330K	33.0 $\pm$ 10%	1	0.100	2.60
PN1105 – 390K	39.0 $\pm$ 10%	1	0.140	2.40
PN1105 – 470K	47.0 $\pm$ 10%	1	0.170	2.20
PN1105 – 560K	56.0 $\pm$ 10%	1	0.200	2.00
PN1105 – 680K	68.0 $\pm$ 10%	1	0.210	1.80
PN1105 – 820K	82.0 $\pm$ 10%	1	0.300	1.60
PN1105 – 101K	100.0 $\pm$ 10%	1	0.320	1.50
PN1105 – 151K	150.0 $\pm$ 10%	1	0.500	1.20
PN1105 – 201K	200.0 $\pm$ 10%	1	0.650	1.00

[Inductance tested at 1V ]

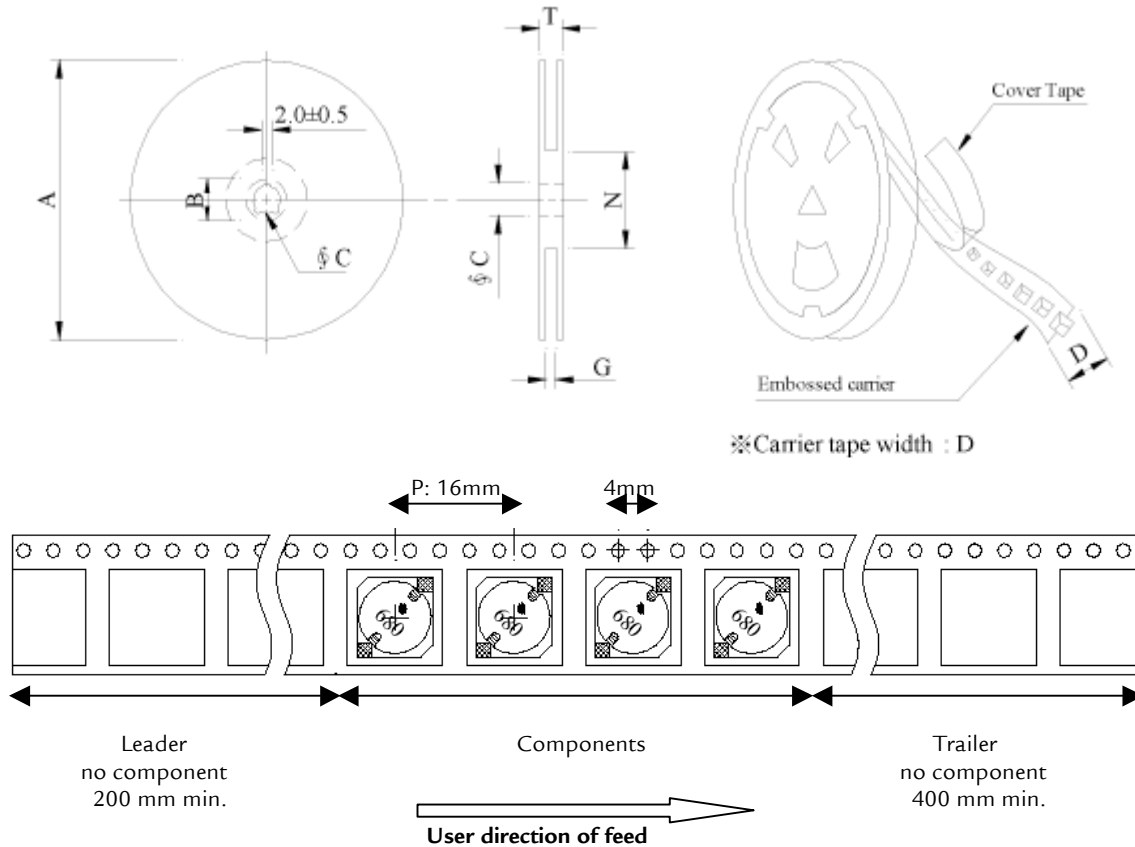
## 6. Curve

### Inductance VS. DC Current Curve



C/Severo Ochoa 33 - Parque Tecnológico de Andalucía. 29590 Campanillas .Málaga (Spain) **Phone** +34 951 231 320 Fax +34 951 231 321  
E-mail: [mar.villarrubia@grupopremo.com](mailto:mar.villarrubia@grupopremo.com) Web <http://www.grupopremo.com>

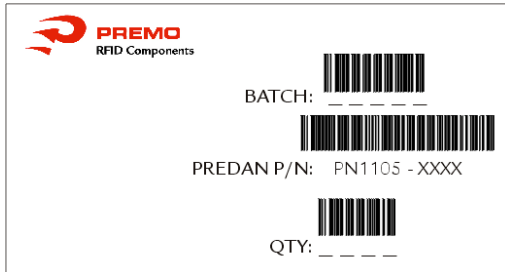
## 7. Packaging Information



Style	Dimensions [mm]						
	A	B	C	D	G	N	T
13 - 24	330	21±0.8	13±0.5	24	26 <sup>+0</sup>	50 <sup>0</sup>	30.4

Series	Inner : Reel			Outer : Carton		
	Q'TY(pcs)	G.W.(gw)	Style	Q'TY(pcs)	G.W.(Kg)	Size(cm)
PN1105	800	1,800	13 - 24	3,200	9.5	40 x 40 x 24

## 8. Labelling



### 9. Reliability Test

Test item	Specification	Test condition						
Solderability	More than 90% of the terminal electrode shall be covered with fresh solder	Preheat : 150±25% for 60 seconds Solder : Sn96.5 / Ag3 / Cu0.5 or equivalent Solder temp. : 235±5°C Flux : Rosin Dip time : 4±1 seconds						
Thermal shock test (Temp. cycle)	Inductance shall not change more than ±20%	<table border="0"> <tr> <td>Room temp. 15 minutes</td> <td>→</td> <td>-25±2°C 30 minutes</td> </tr> <tr> <td>Room temp. 15 minutes</td> <td>→</td> <td>85±2°C 30 minutes</td> </tr> </table> <p>Total : 50 cycles</p>	Room temp. 15 minutes	→	-25±2°C 30 minutes	Room temp. 15 minutes	→	85±2°C 30 minutes
Room temp. 15 minutes		→	-25±2°C 30 minutes					
Room temp. 15 minutes		→	85±2°C 30 minutes					
Humidity Resistance test		Temperature : 40±2°C Humidity : 90 ~ 95% Applied current : Per specifications Time : 500 hours						
High temp. Resistance test	Temperature : 105±2°C Applied current : Per specifications Time : 500 hours							

### 10. Edition Control

Edition	Date	Change description	Made by
1 <sup>st</sup>	31/08/06	Update Specification	Pablo Pozo