

Low-Peak®

Dual-Element Time-Delay Fuses

Class RK1 – 250 Volts AC/DC

LPN-RK_SPI

70-600A



Catalog Symbol: LPN-RK_SPI

Ampere Rating: 70 to 600A

Voltage Ratings:

ac: 250V (or less)

dc: 250V (or less)

Interrupting Ratings:

ac: 300,000A RMS Sym.

dc: 100,000A

Agency Information:

UL Listed—Special Purpose**, Guide JFHR, File E56412
 CSA Certified, (200,000 AIR) Class 1422-02, File 53787,
 Class RK1 per CSA C22.2 No. 248.12

Catalog Numbers

LPN-RK-70SPI	LPN-RK-150SPI	LPN-RK-350SPI
LPN-RK-80SPI	LPN-RK-175SPI	LPN-RK-400SPI
LPN-RK-90SPI	LPN-RK-200SPI	LPN-RK-450SPI
LPN-RK-100SPI	LPN-RK-225SPI	LPN-RK-500SPI
LPN-RK-110SPI	LPN-RK-250SPI	LPN-RK-600SPI
LPN-RK-125SPI	LPN-RK-300SPI	—

Available with tin plate option. Add Suffix "-TP" (Ex.: LPN-RK-100SP-TP)

Carton Quantity and Weight—LPN-RK (250Vac)

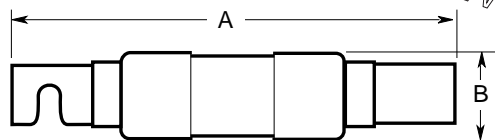
Ampere Ratings	Carton Qty.	Weight*	
		Lbs.	Kg.
70-100	5	1.9	0.9
110-200	1	0.9	0.4
225-400	1	2.0	0.9
450-600	1	3.0	1.4

*Weight per carton.

** Meets all performance requirements of UL Standard 248-12 for Class RK1 fuses.

CE CE logo denotes compliance with European Union Low Voltage Directive (50-1000Vac, 75-1500Vdc). Refer to Data Sheet: 8002 or contact Bussmann Application Engineering at 636-527-1270 for more information.

Dimensional Data



Dimensions (inches)

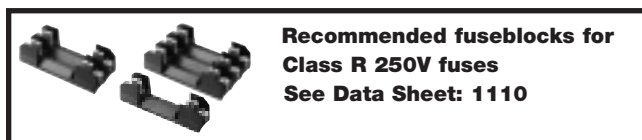
Ampere Ratings	"A"	"B"
70-100	5.88 (± 0.062)	1.10 (± 0.020)
110-200	7.13 (± 0.062)	1.61 (± 0.020)
225-400	8.63 (± 0.094)	2.36 (± 0.020)
450-600	10.38 (± 0.094)	2.88 (± 0.020)

Features:

- Current limiting for maximum short-circuit protection.
- Type 2 protection for IEC and NEMA starters when properly sized.
- Permanent replacement fuse indication.
- High in-rush current motor protection.
- Time-delay that permits 130% FLA sizing for back-up motor protection.
- Provides protection against single-phase motor damage.
- Low watt loss power consumption.
- Electrically isolated end caps.
- 250Vdc, UL Listed.

Applications:

- Branch distribution
- Motors
- Transformers
- Solenoids
- General purpose circuits



Recommended fuseblocks for Class R 250V fuses
See Data Sheet: 1110

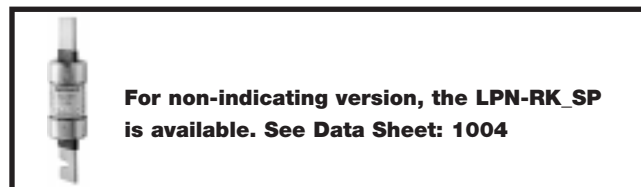
Fuse Reducers For Class R Fuses

Equipment Fuse Clips	Desired Fuse (Case) Size	Catalog Number (Pairs) 600V
200A	100A	No. 2621-R***
400A	100A	No. 2641-R
	200A	No. 642-R
600A	100A	No. 2661-R
	200A	No. 2662-R
	400A	No. 2664-R*

*Single reducer only (pair not required).

***Reducer No. 2621-R does not apply to LPN-RK-70SP to LPN-RK-100SP Fuses.

For additional information, see Data Sheet: 1118.



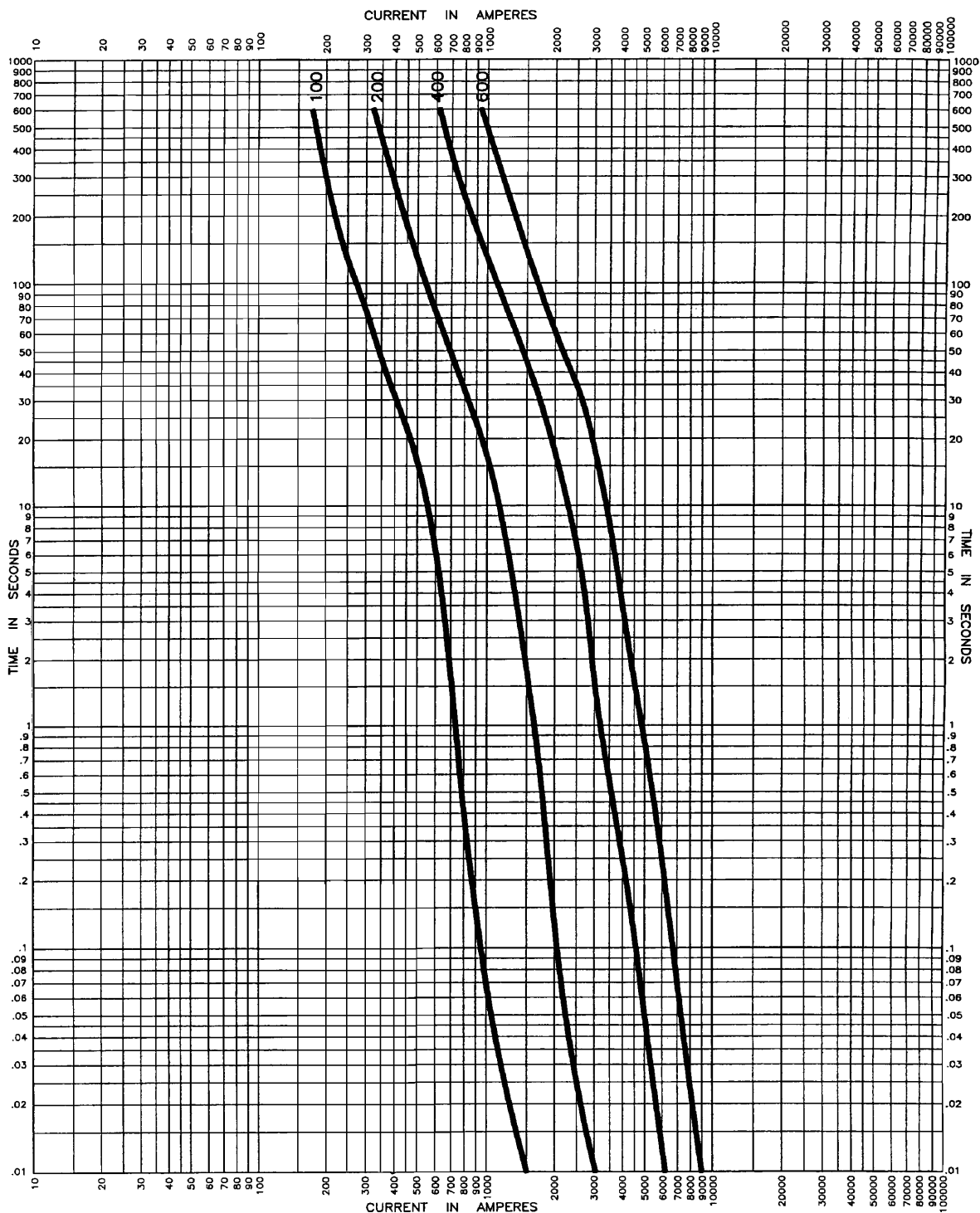
For non-indicating version, the LPN-RK_SP is available. See Data Sheet: 1004

Low-Peak® Dual-Element Time-Delay Fuses Class RK1 - 250 Volts AC/DC

LPN-RK_SPI 70-600A

Time-Current Characteristic Curves—Average Melt

NEW DESIGN

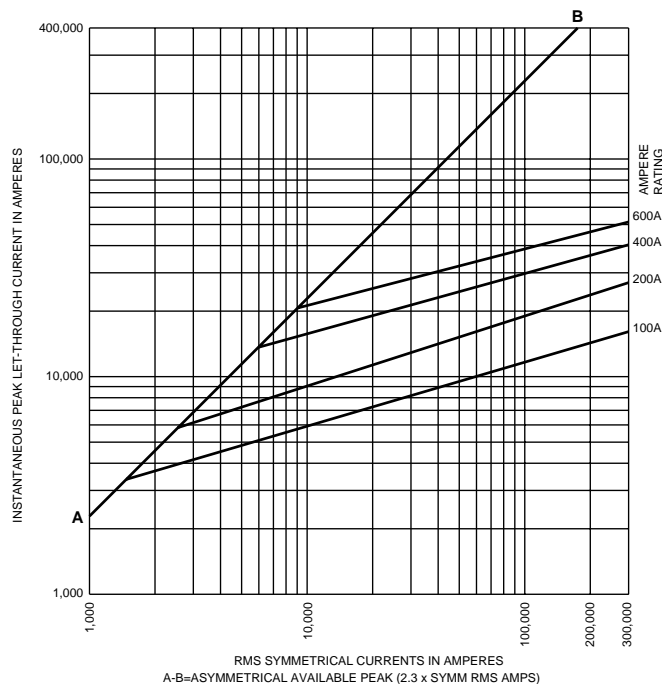


For information on the previous design LPN-RK 70-6009SP, see Data Sheet: 1048.

Low-Peak® Dual-Element Time-Delay Fuses Class RK1 – 250 Volts AC/DC

**LPN-RK_SPI
70-600A**

Current Limitation Curves



Current-Limiting Effects

Prop. S.C.C.	Let-Through Current (Apparent RMS Symmetrical) Versus Fuse Rating			
	100A	200A	400A	600A
5,000	2,100	3,150	5,000	5,000
10,000	2,600	3,950	6,900	9,250
15,000	2,950	4,500	7,650	10,250
20,000	3,200	4,900	8,350	11,050
25,000	3,350	5,300	8,850	11,750
30,000	3,550	5,600	9,300	12,250
35,000	3,750	5,850	9,700	12,800
40,000	3,900	6,150	10,050	13,250
50,000	4,150	6,600	10,700	14,050
60,000	4,400	7,000	11,250	14,750
80,000	4,750	7,650	12,200	15,850
100,000	5,050	8,250	12,950	16,800
150,000	5,700	9,400	14,500	18,650
200,000	6,200	10,300	15,700	20,100
250,000	6,600	11,050	16,700	21,250
300,000	7,000	11,750	17,550	22,350

*Values derived from curve data

The only controlled copy of this Data Sheet is the electronic read-only version located on the Bussmann Network Drive. All other copies of this document are by definition uncontrolled. This bulletin is intended to clearly present comprehensive product data and provide technical information that will help the end user with design applications. Bussmann reserves the right, without notice, to change design or construction of any products and to discontinue or limit distribution of any products. Bussmann also reserves the right to change or update, without notice, any technical information contained in this bulletin. Once a product has been selected, it should be tested by the user in all possible applications.