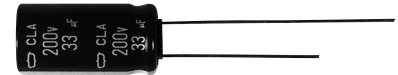


CLA Series

- For electronic ballast circuits
- Endurance with ripple current : 105°C 4,000 to 5,000 hours
- Non solvent-proof type
- Pb-free design

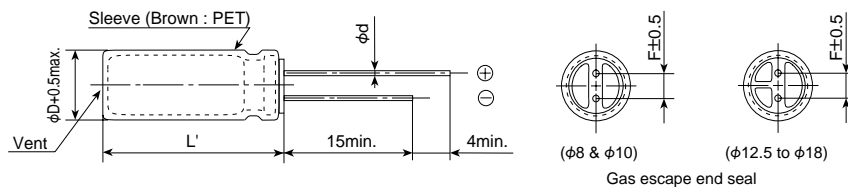


◆ SPECIFICATIONS

Items	Characteristics			
Category	—40 to +105°C (200 to 400V _{dc}) —25 to +105°C (450V _{dc})			
Temperature Range				
Rated Voltage Range	200 to 450V _{dc}			
Capacitance Tolerance	±20% (M) (at 20°C, 120Hz)			
Leakage Current	CV	time	After 1 minute	After 5 minutes
	CV ≤ 1,000		I = 0.1CV + 40	I = 0.03CV + 15
	CV > 1,000		I = 0.04CV + 100	I = 0.02CV + 25
	Where, I : Max. leakage current (µA), C : Nominal capacitance (µF), V : Rated voltage (V) (at 20°C)			
Dissipation Factor (tanδ)	Rated voltage (V _{dc})	200 & 250V	350 & 400V	450V
	tanδ (Max.)	0.20	0.24	0.24
Low Temperature Characteristics (Max. Impedance Ratio)	Rated voltage (V _{dc})	200 & 250V	350 & 400V	450V
	Z(-25°C)/Z(+20°C)	3	5	6
	Z(-40°C)/Z(+20°C)	6	6	—
Endurance	The following specifications shall be satisfied when the capacitors are restored to 20°C after subjected to DC voltage with the rated ripple current is applied for 5,000 hours (4,000 hours for φ8 and φ10×12.5L) at 105°C.			
	Capacitance change	≤ ±25% of the initial value		
	D.F. (tanδ)	≤ 200% of the initial specified value		
	Leakage current	≤ The initial specified value		
Shelf Life	The following specifications shall be satisfied when the capacitors are restored to 20°C after exposing them for 1,000 hours at 105°C without voltage applied.			
	Capacitance change	≤ ±20% of the initial value		
	D.F. (tanδ)	≤ 200% of the initial specified value		
	Leakage current	≤ 500% of the initial specified value		

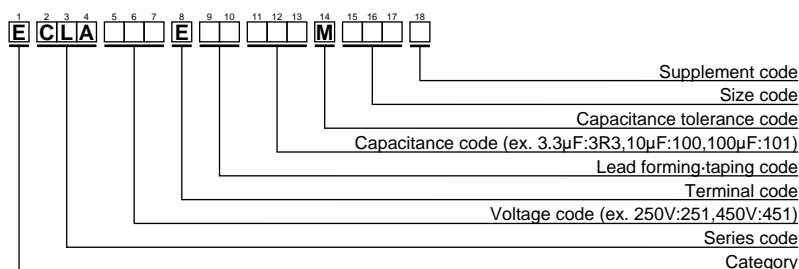
◆ DIMENSIONS [mm]

- Terminal Code : E



φD	8	10	12.5	16	18
φd	0.6	0.6	0.6	0.8	0.8
F	3.5	5.0	5.0	7.5	7.5
L'	L+1.5max.				

◆ PART NUMBERING SYSTEM



◆ RATED RIPPLE CURRENT MULTIPLIERS

- Frequency Multipliers

Capacitance (µF)	Frequency (Hz)			
	120	1k	10k	100k
1 to 22	1.00	2.00	2.80	3.10
33 to 220	1.00	1.80	2.45	2.60

Specifications in this bulletin are subject to change without notice.

◆STANDARD RATINGS

WV (Vdc)	Cap (μF)	Case size φD×L(mm)	Rated ripple current (mArms/105°C)		Part No.
			120Hz	100kHz	
200	6.8	10 × 12.5	80	250	ECLA201E□□6R8MJC5S
	10	10 × 12.5	95	300	ECLA201E□□100MJC5S
		10 × 16	105	330	ECLA201E□□100MJ16S
	15	10 × 16	130	405	ECLA201E□□150MJ16S
		10 × 20	140	435	ECLA201E□□150MJ20S
	22	10 × 16	155	480	ECLA201E□□220MJ16S
		10 × 20	170	530	ECLA201E□□220MJ20S
	33	10 × 20	210	545	ECLA201E□□330MJ20S
		12.5 × 20	230	600	ECLA201E□□330MK20S
	47	10 × 25	260	680	ECLA201E□□470MJ25S
		12.5 × 20	280	730	ECLA201E□□470MK20S
	68	12.5 × 25	355	925	ECLA201E□□680MK25S
		16 × 20	355	925	ECLA201E□□680ML20S
	100	12.5 × 25	430	1,120	ECLA201E□□101MK25S
16 × 20		430	1,120	ECLA201E□□101ML20S	
150	16 × 25	565	1,470	ECLA201E□□151ML25S	
	18 × 20	565	1,470	ECLA201E□□151MM20S	
220	18 × 25	730	1,900	ECLA201E□□221MM25S	
250	6.8	10 × 12.5	80	250	ECLA251E□□6R8MJC5S
	10	10 × 12.5	95	300	ECLA251E□□100MJC5S
		10 × 16	105	330	ECLA251E□□100MJ16S
	15	10 × 20	140	435	ECLA251E□□150MJ20S
		10 × 20	170	530	ECLA251E□□220MJ20S
	22	12.5 × 20	190	600	ECLA251E□□220MK20S
		10 × 20	210	545	ECLA251E□□330MJ20S
	33	12.5 × 20	230	600	ECLA251E□□330MK20S
		12.5 × 20	280	730	ECLA251E□□470MK20S
	47	12.5 × 25	300	780	ECLA251E□□470MK25S
		12.5 × 25	355	925	ECLA251E□□680MK25S
	68	16 × 20	355	925	ECLA251E□□680ML20S
		16 × 25	465	1,210	ECLA251E□□101ML25S
	100	18 × 20	465	1,210	ECLA251E□□101MM20S
18 × 25		600	1,560	ECLA251E□□151MM25S	
350	1.5	8 × 11.5	23	72	ECLA351E□□1R5MHB5D
	1.8	8 × 11.5	24	75	ECLA351E□□1R8MHB5D
		8 × 11.5	25	78	ECLA351E□□2R2MHB5D
	2.2	10 × 12.5	45	140	ECLA351E□□2R2MJC5S
		8 × 11.5	29	90	ECLA351E□□3R3MHB5D
	3.3	10 × 12.5	55	170	ECLA351E□□3R3MJC5S
		8 × 15	33	102	ECLA351E□□4R7MH15D
	4.7	10 × 12.5	65	205	ECLA351E□□4R7MJC5S
		10 × 16	75	235	ECLA351E□□4R7MJ16S
	6.8	10 × 12.5	80	250	ECLA351E□□6R8MJC5S
		10 × 16	90	280	ECLA351E□□6R8MJ16S
	10	10 × 16	105	330	ECLA351E□□100MJ16S
		10 × 20	115	360	ECLA351E□□100MJ20S
	15	10 × 20	140	435	ECLA351E□□150MJ20S
		10 × 25	170	525	ECLA351E□□220MJ25S
	22	12.5 × 20	190	590	ECLA351E□□220MK20S
		12.5 × 25	250	650	ECLA351E□□330MK25S
	33	16 × 20	250	650	ECLA351E□□330ML20S
16 × 25		320	835	ECLA351E□□470ML25S	
47	18 × 20	320	835	ECLA351E□□470MM20S	
	18 × 25	405	1,060	ECLA351E□□680MM25S	

□□ : Lead forming / Taping code

WV (Vdc)	Cap (μF)	Case size φD×L(mm)	Rated ripple current (mArms/105°C)		Part No.
			120Hz	100kHz	
400	1	8 × 11.5	22	68	ECLA401E□□1R0MHB5D
	1.2	8 × 11.5	22	68	ECLA401E□□1R2MHB5D
	1.5	8 × 11.5	23	72	ECLA401E□□1R5MHB5D
	1.8	8 × 11.5	24	75	ECLA401E□□1R8MHB5D
		8 × 11.5	25	78	ECLA401E□□2R2MHB5D
	2.2	10 × 12.5	45	140	ECLA401E□□2R2MJC5S
		8 × 11.5	29	90	ECLA401E□□3R3MHB5D
	3.3	10 × 12.5	55	170	ECLA401E□□3R3MJC5S
		10 × 12.5	65	205	ECLA401E□□4R7MJC5S
	4.7	10 × 16	75	235	ECLA401E□□4R7MJ16S
		10 × 16	90	280	ECLA401E□□6R8MJ16S
	6.8	10 × 16	105	330	ECLA401E□□100MJ16S
		10 × 20	115	360	ECLA401E□□100MJ20S
	15	10 × 20	140	435	ECLA401E□□150MJ20S
12.5 × 20		190	590	ECLA401E□□220MK20S	
22	12.5 × 25	205	640	ECLA401E□□220MK25S	
	12.5 × 25	250	650	ECLA401E□□330MK25S	
33	16 × 20	250	650	ECLA401E□□330ML20S	
	16 × 25	320	835	ECLA401E□□470ML25S	
47	18 × 20	320	835	ECLA401E□□470MM20S	
	18 × 25	405	1,060	ECLA401E□□680MM25S	
450	2.2	10 × 12.5	45	140	ECLA451E□□2R2MJC5S
	3.3	10 × 16	60	185	ECLA451E□□3R3MJ16S
		10 × 16	75	235	ECLA451E□□4R7MJ16S
	4.7	10 × 20	80	250	ECLA451E□□4R7MJ20S
		10 × 20	95	295	ECLA451E□□6R8MJ20S
	6.8	10 × 20	115	360	ECLA451E□□100MJ20S
		12.5 × 20	130	405	ECLA451E□□100MK20S
	10	10 × 25	135	420	ECLA451E□□150MJ25S
		12.5 × 20	155	485	ECLA451E□□150MK20S
	15	12.5 × 25	205	640	ECLA451E□□220MK25S
		16 × 20	205	640	ECLA451E□□220ML20S
	22	16 × 25	265	690	ECLA451E□□330ML25S
		18 × 20	265	690	ECLA451E□□330MM20S
	33	16 × 25	265	690	ECLA451E□□330ML25S
18 × 20		265	690	ECLA451E□□330MM20S	
47	18 × 25	340	890	ECLA451E□□470MM25S	

Specifications in this bulletin are subject to change without notice.