



MASTER INSTRUMENT CORPORATION

**SINGLE-PHASE BRIDGE RECTIFIER
BR3505W THRU BR3510W**

**VOLTAGE RANGE 50 to 1000 Volts
CURRENT 35 Amperes**

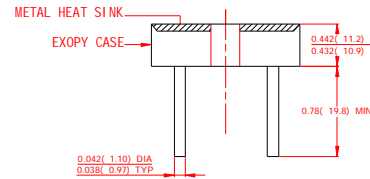
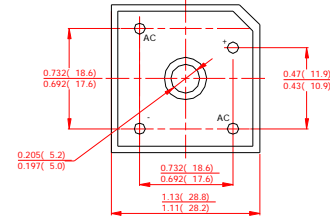
FEATURES

- | Low cost
- | This series is UL recognized under component index, file number E127707
- | High forward surge current capability
- | Integrally molded heatsink provide very low thermal resistance
- | High isolation voltage from case to leads
- | High temperature soldering guaranteed: 260°C/10 second, at 5 lbs. (2.3kg) tension.

MECHANICAL DATA

- | Case: Molded plastic body
- | Terminal: Plated lead 0.25"(6.35mm) lugs.
- | Polarity: Polarity symbols marked on case
- | Mounting: Thru hole for #10 screw, 20 in.-lbs torque max.
- | Weight:0.61ounce, 17.4 grams

BR-35W



Dimensions in inches and (millimeters)

MAXIMUM RATINGS AND ELECTRICAL CHARACTERISTICS

Ratings at 25°C ambient temperature unless otherwise specified.
Single phase, half wave, 60Hz, resistive or inductive load.
For capacitive load derate current by 20%.

	SYMBOLS	BR3505W	BR351W	BR352W	BR354W	BR356W	BR358W	BR3510W	UNITS
Maximum Repetitive Peak Reverse Voltage	V _{RRM}	50	100	200	400	600	800	1000	Volts
Maximum RMS Voltage	V _{RMS}	35	70	140	280	420	560	700	Volts
Maximum DC Blocking Voltage	V _{DC}	50	100	200	400	600	800	1000	Volts
Maximum Average Forward Rectified Output Current, at T _C =50°C(Notes 1,2)	I _(AV)	35							Amps
Peak Forward Surge Current 8.3ms single half sine-wave superimposed on rated load (JEDEC Method)	I _{FSM}	400							Amps
Rating for Fusing(t<8.3ms)	I ² T	664							A ² S
Maximum Instantaneous Forward Voltage at 17.5A	V _F	1.1							Volts
Maximum DC Reverse Current at rated DC blocking voltage	T _A =25°C	10							μAmps
	T _A =100°C	1.0							mAmps
Isolation Voltage from case to leads	V _{ISO}	2500							V _{AC}
Typical Thermal Resistance (Note 1,2)	R _{θJC}	2.0							°C/W
Operating Temperature Range	T _J	-55 to +150							°C
Storage Temperature Range	T _{STG}	-55 to +150							°C

NOTES:

1. Unit mounted on 9"×3.5"×4.6" thick (23cm×9cm×11.8cm) Al. plate.
2. Bolt down on heat-sink with silicone thermal compound between bridge and mounting surface for maximum heat transfer efficiency with #10 screw.



MASTER INSTRUMENT CORPORATION

SINGLE-PHASE BRIDGE RECTIFIER
BR3505W THRU BR3510W

VOLTAGE RANGE 50 to 1000 Volts
CURRENT 35 Amperes

RATINGS AND CHARACTERISTIC CURVES BR3505W THRU BR3510W

FIG.1-TYPICAL FORWARD CURRENT

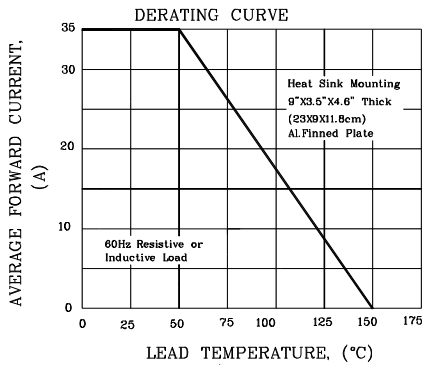


FIG.2-MAXIMUM NON-REPETITIVE PEAK FORWARD SURGE CURRENT

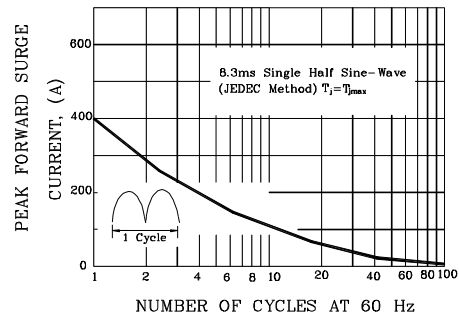


FIG.3-TYPICAL INSTANTANEOUS FORWARD CHARACTERISTICS

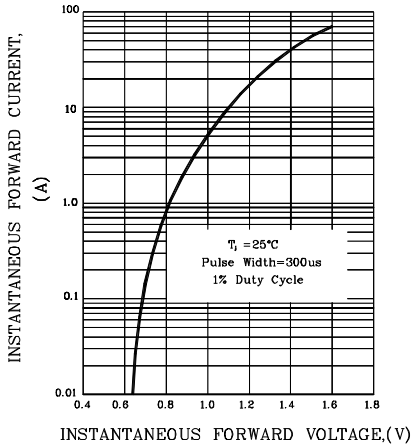


FIG.4-TYPICAL REVERSE CHARACTERISTICS

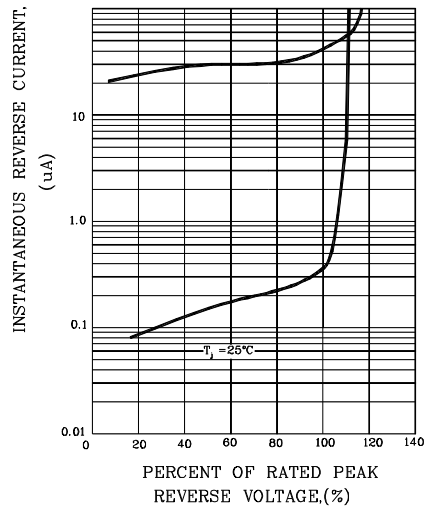


FIG.5-TYPICAL JUNCTION CAPACITANCE

