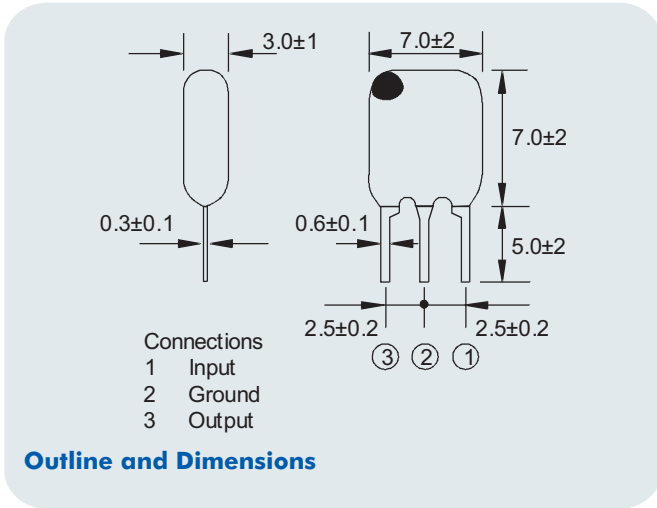
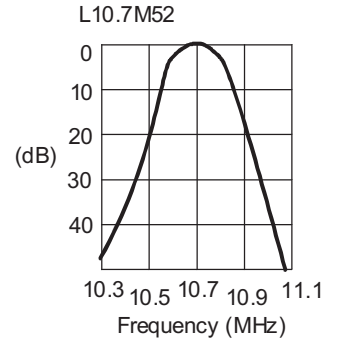
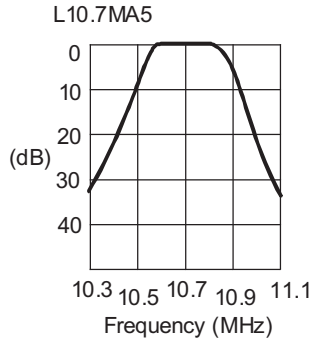


### SPECIFICATION



### Attenuation characteristics



### Electrical characteristics

Part Number	3dB Bandwidth (kHz) min.	20dB Bandwidth (kHz) max.	Insertion Loss (dB) max.	Response (dB) min. (9-12kHz)
L10.7 MA5	280±50	650 (520)	6 (4)	30 (43)
L10.7 MS2	230±50	600 (420)	6 (4)	50 (45)

Specification 10.64 10.67 10.7 10.73 10.76MHz ±30kHz  
 D B A C E  
 (Colour) Black Blue Red Orange White

( ) = typical values

### TEST CIRCUIT

