

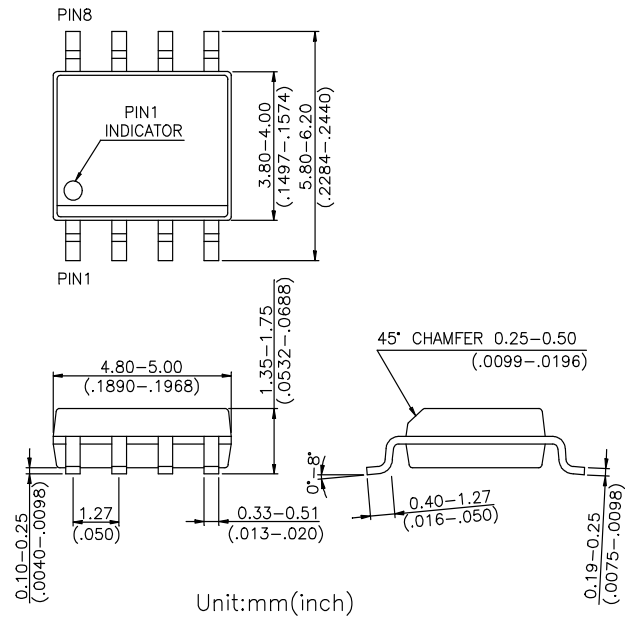
## Features

- **Frequency Range:** DC-2.0 GHz
- **Reflective Type**
- **Low Power Consumption**
- **Low Cost Surface Mount SOP-8 Package**

## Description

The HWS2702 is an integrated GaAs SPDT Switch designed for transceivers operating in DC to 2000 MHz frequency range. It is suitable for 900 MHz cellular phones, CT1, CT2, DECT, and Wireless LAN applications.

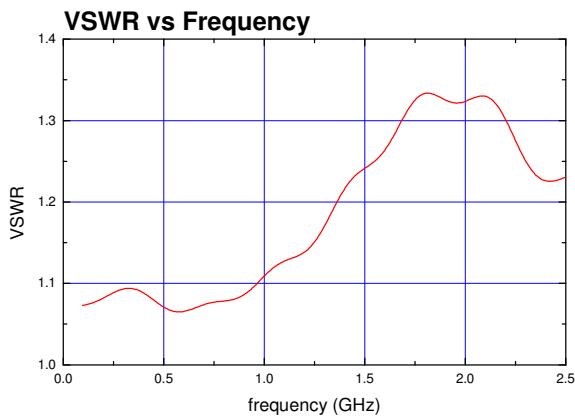
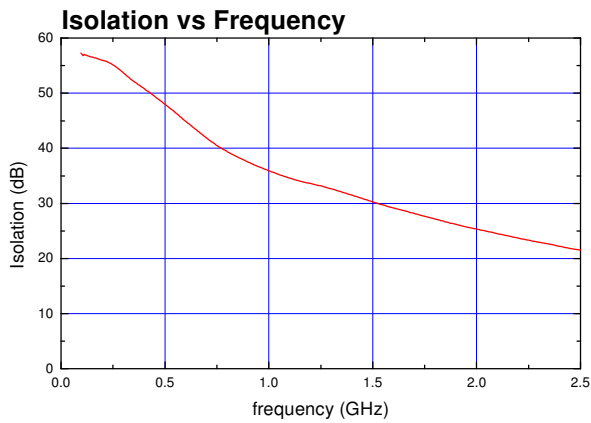
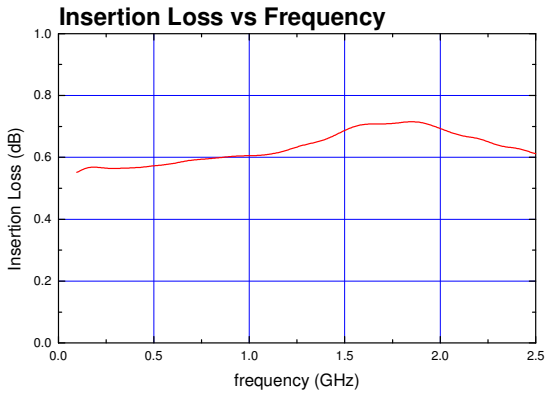
## SOP-8



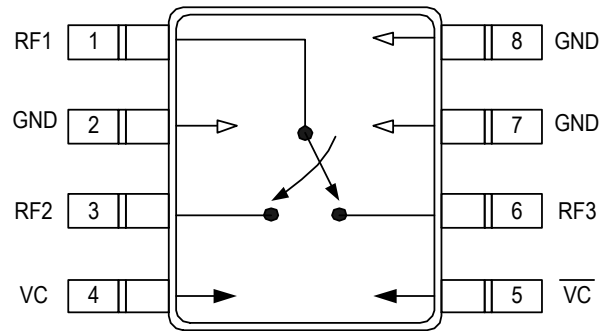
## Electrical Specifications at 25°C with 0, -5V Control Voltages

Parameter	Test Conditions	Min.	Typ.	Max.	Unit
Insertion Loss	DC-0.5 GHz		0.5	0.6	dB
	DC-1.0 GHz		0.6	0.8	dB
	DC-2.0 GHz		0.8	1.0	dB
Isolation	DC-0.5 GHz	35	38		dB
	DC-1.0 GHz	30	32		dB
	DC-2.0 GHz	20	22		dB
VSWR	DC-0.5 GHz		1.15:1	1.20:1	
	DC-1.0 GHz		1.25:1	1.30:1	
	DC-2.0 GHz		1.35:1	1.40:1	
Input Power for One dB Compression	0.5-2.0 GHz	25	27		dBm

Note: All measurements made in a 50 ohm system with 0/-5V control voltages, unless otherwise specified.

**Typical Performance Data @ +25 °C**

**Absolute Maximum Ratings**

Parameter	Absolute Maximum
RF Input Power >100 MHz	33 dBm
Control Voltage	-8V
Operating Temperature	-40 °C to +85 °C
Storage Temperature	-65 °C to +150 °C

**Pin Out (Top View)**

**Logic Table for Switch On-Path**

VC	$\overline{VC}$	RF1-RF2	RF1-RF3
1	0	Insertion Loss	Isolation
0	1	Isolation	Insertion Loss

'1' = -3V to -6V

'0' = 0V to +0.2V