

ULTRA FAST RECTIFIERS

REVERSE VOLTAGE - **50 to 1000** Volts
FORWARD CURRENT - **3.0** Amperes

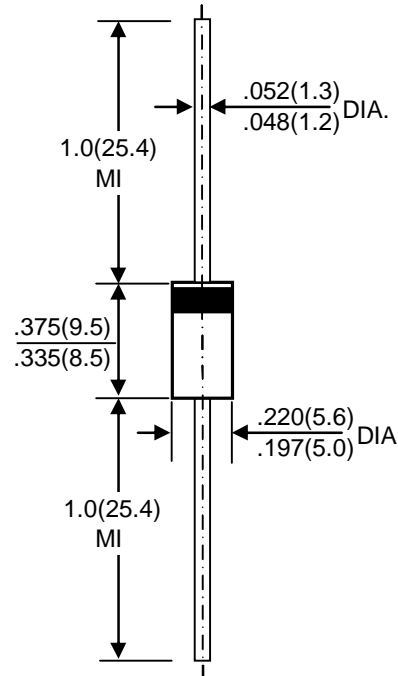
FEATURES

- Low cost
- Diffused junction
- Ultra fast switching for high efficiency
- Low reverse leakage current
- Low forward voltage drop
- High current capability
- The plastic material carries UL recognition 94V-0

MECHANICAL DATA

- Case: JEDEC DO-27 molded plastic
- Polarity: Color band denotes cathode
- Weight: 0.04ounces , 1.1grams
- Mounting position: Any

DO-27



Dimensions in inches and (millimeters)

MAXIMUM RATINGS AND ELECTRICAL CHARACTERISTICS

Rating at 25°C ambient temperature unless otherwise specified.

Single phase, half wave ,60Hz, resistive or inductive load.

For capacitive load, derate current by 20%

CHARACTERISTICS	SYMBOL	UF3001	UF3002	UF3003	UF3004	UF3005	UF3006	UF3007	UF3008	UNIT	
Maximum Recurrent Peak Reverse Voltage	V _{RRM}	50	100	200	300	400	600	800	1000	V	
Maximum RMS Voltage	V _{RMS}	35	70	140	210	280	420	560	700	V	
Maximum DC Blocking Voltage	V _{DC}	50	100	200	300	400	600	800	1000	V	
Maximum Average Forward Rectified Current @ T _A =55 °C	I _(AV)	3.0								A	
Peak Forward Surge Current 8.3ms Single Half Sine-Wave Super Imposed on Rated Load(JEDEC Method)	I _{FSM}	150								A	
Peak Forward Voltage at 3.0A DC(Note1)	V _F	1.0			1.3		1.7			V	
Maximum DC Reverse Current @ T _J =25°C at Rated DC Blocking Voltage @ T _J =100°C	I _R	5.0								uA	
Maximum Reverse Recovery Time(Note 1)	T _{RR}	50					75				nS
Typical Junction Capacitance (Note2)	C _J	50					30				pF
Typical Thermal Resistance (Note3)	R _{θJA}	20								°C/W	
Operating Temperature Range	T _J	-50 to +125								°C	
Storage Temperature Range	T _{STG}	-50 to +150								°C	

NOTES: 1.Measured with I_F=0.5A, I_R=1A , I_{RR}=0.25A

2.Measured at 1.0 MHz and applied reverse voltage of 4.0V DC

3.Thermal resistance junction to ambient

FIG. 1 – FORWARD CURRENT DERATING CURVE

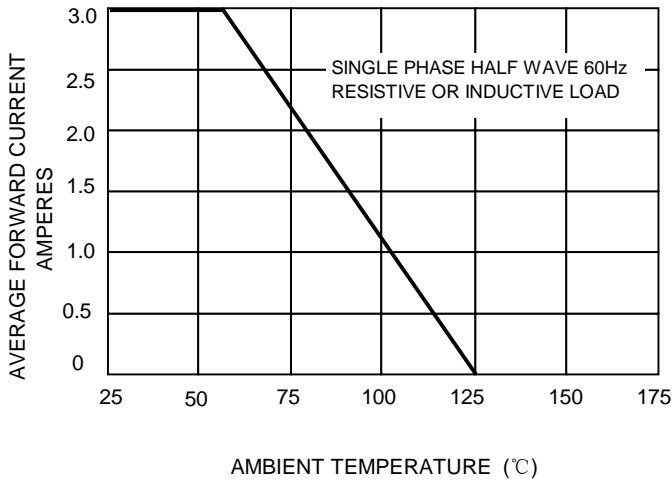


FIG. 2 – MAXIMUM NON-REPETITIVE SURGE CURRENT

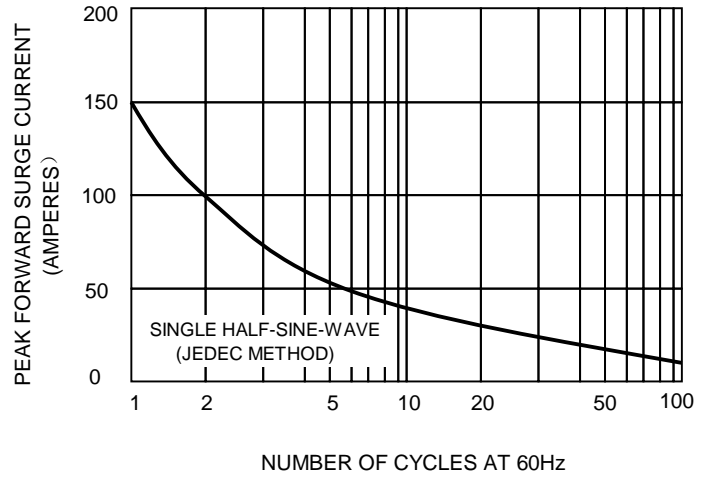


FIG.3 – TYPICAL JUNCTION CAPACITANCE

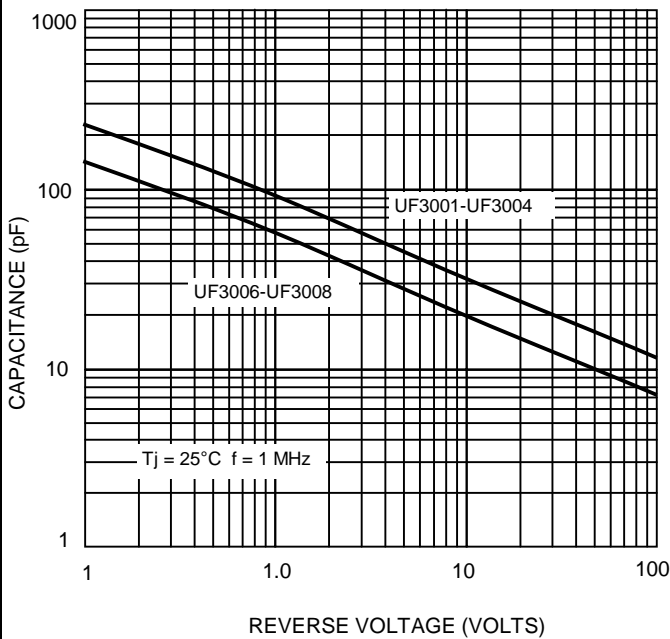


FIG.4-TYPICAL FORWARD CHARACTERISTICS

