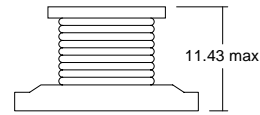
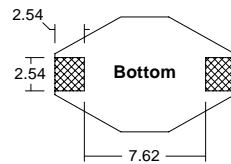
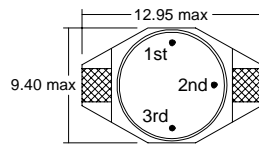


SMD Power Inductor (PSSL-0810 Series)

Dimensions



(Not to scale)

Dimensions in mm

Part Numbering Guide

PSSL - 0810 - 100 M - T

Dimensions
(Length, Height)

Inductance Code

Packaging Style

B=Bulk
T=Tape & Reel
(300 pcs per reel)

Tolerance

M=20%

Features

Inductance Range	10 μ H to 1000 μ H
Tolerance	20%
Temperature	-40°C to 85°C

Electrical Specifications

Inductance Code	Inductance (μ H)	Test Freq	DCR Max (Ohms)	Isat* (A)
100	10	100 kHz, 0.1 Vrms	0.033	8.0
150	15	100 kHz, 0.1 Vrms	0.042	7.0
220	22	100 kHz, 0.1 Vrms	0.054	5.5
330	33	100 kHz, 0.1 Vrms	0.080	4.0
470	47	100 kHz, 0.1 Vrms	0.10	3.8
680	68	100 kHz, 0.1 Vrms	0.17	3.0
101	100	100 kHz, 0.1 Vrms	0.22	2.5
151	150	100 kHz, 0.1 Vrms	0.34	2.0
221	220	100 kHz, 0.1 Vrms	0.44	1.6
331	330	100 kHz, 0.1 Vrms	0.70	1.2
471	470	100 kHz, 0.1 Vrms	0.95	1.0
681	680	100 kHz, 0.1 Vrms	1.2	1.0
102	1000	100 kHz, 0.1 Vrms	2.0	0.8

*Inductance drop = 10% typical at rated Isat

Specifications subject to change without notice. Rev. 10/00