

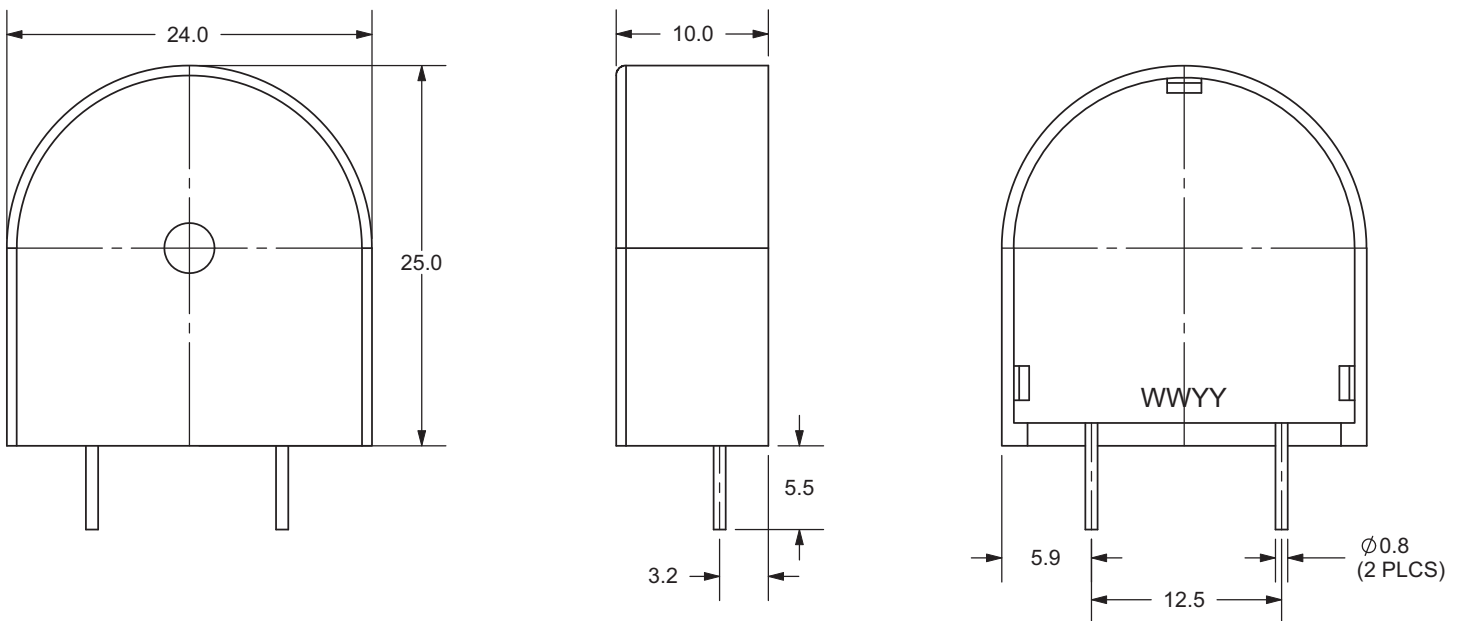
PART NUMBER: CPE-502

DESCRIPTION: piezo audio transducer

SPECIFICATONS

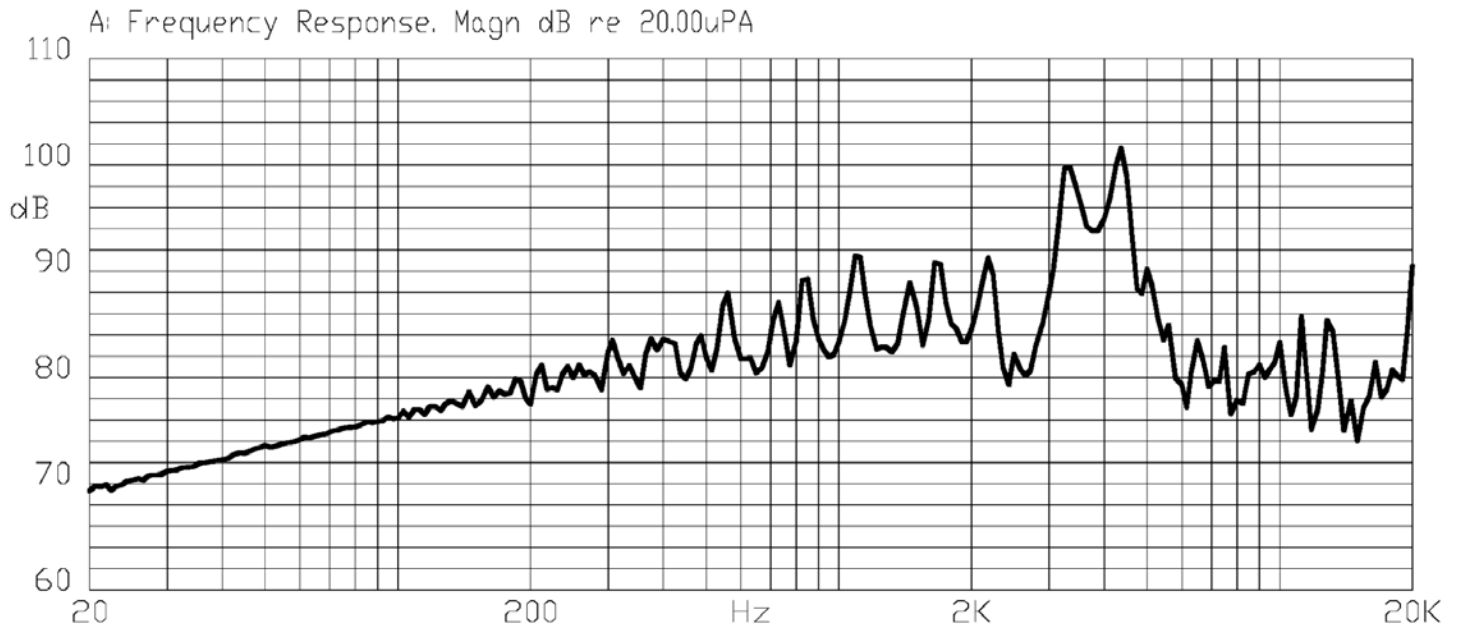
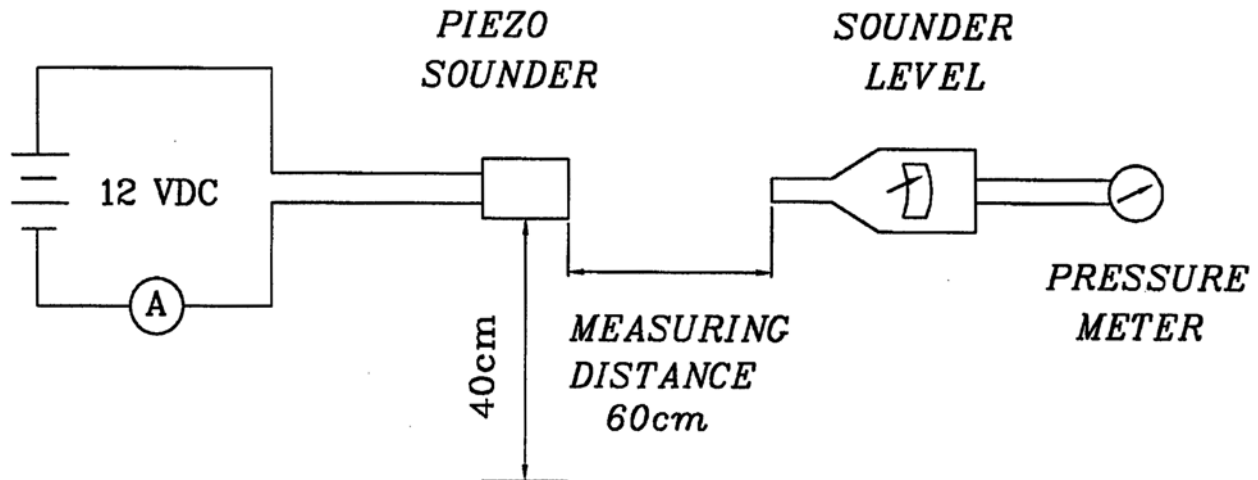
operating voltage	30 Vp-p max.	
current consumption	10 mA max.	at 10 Vp-p, sqare wave, 3.3 KHz
sound pressure level	93 db min.	at 10 cm/10 Vp-p, sqare wave, 3.3 KHz
electrostatic capacity	17100 ± 30%	at 1 KHz/1 V
operating temperature	-30 ~ +115° C	
storage temprature	-40 ~ +125° C	
dimensions	L25.0 x W24.0 x H10.0 mm	
weight	3.7 g max.	
material	PC 10% glass (black)	
terminal	pin type (Au plating)	
RoHS	yes	

APPEARANCE DRAWING

 tolerance: ±0.5
 units: mm


PART NUMBER: CPE-502

DESCRIPTION: piezo audio transducer

FREQUENCY RESPONSE CURVE

MEASUREMENT METHOD


S.P.L. Measuring Circuit
 Input Signal: 10 Vp-p, 3.3 KHz, square wave
 Mic: RION S.P.L. meter UC30 or equivalent
 S.G.: Hewlett Packard 33120A function generator or equivalent

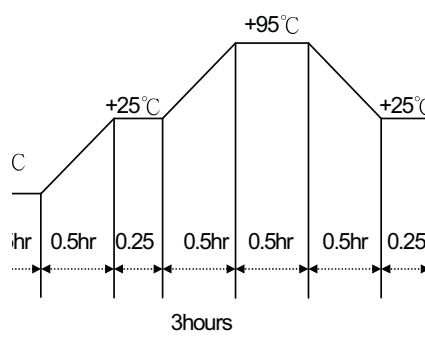
PART NUMBER: CPE-502

DESCRIPTION: piezo audio transducer

MECHANICAL CHARACTERISTICS

item	test condition	evaluation standard
solderability	Lead terminals are immersed in rosin for 5 seconds and then immersed in solder bath of $270 \pm 5^\circ\text{C}$ for 3 ± 1 seconds.	90% min. of the lead terminals will be wet with solder (except the edge of the terminal).
soldering heat resistance	Lead terminals are immersed up to 1.5mm from buzzer's body in solder bath of $300 \pm 5^\circ\text{C}$ for 3 ± 0.5 seconds or $260 \pm 5^\circ\text{C}$ for 10 ± 1 seconds.	No interference in operation.
terminal mechanical strength	For 10 seconds, the force of 9.8N (1.0kg) is applied to each terminal in axial direction.	No damage or cutting off.
vibration	The buzzer shall be measured after applying a vibration amplitude of 1.5 mm with 10 to 55 Hz band of vibration frequency to each of the 3 perpendicular directions for 2 hours.	The value of oscillation frequency/current consumption should be $\pm 10\%$ of the initial measurements. The SPL should be within $\pm 10\text{dB}$ compared with the initial measurement.
drop test	The part will be dropped from a height of 75 cm onto a 40 mm thick wooden board 3 times in 3 axes (X, Y, Z) for a total of 9 drops.	No damage or cutting off.
inside lead wire pull test	The force 10 seconds of 400g is applied to each terminal in axial direction.	No damage or cutting off.
strength pulling	The force 1 minutes of 5kg at room temp ($+25 \pm 5^\circ\text{C}$) is applied to A, B case.	No damage or cutting off.

ENVIRONMENT TEST

item	test condition	evaluation standard
high temp. test	After being placed in a chamber at $+125^\circ\text{C}$ for 240 hours.	The buzzer will be measured after being placed at $+25^\circ\text{C}$ for 4 hours. The value of the oscillation frequency/current consumption should be $\pm 10\%$ compared to the initial measurements. The SPL should be within $\pm 10\text{dB}$ compared to the initial measurements.
low temp. test	After being placed in a chamber at -40°C for 240 hours.	
humidity test	After being placed in a chamber at $+40^\circ\text{C}$ and $90 \pm 5\%$ relative humidity for 240 hours.	
temp. cycle test	The part shall be subjected to 5 cycles. One cycle will consist of: 	

PART NUMBER: CPE-502**DESCRIPTION:** piezo audio transducer

RELIABILITY TEST

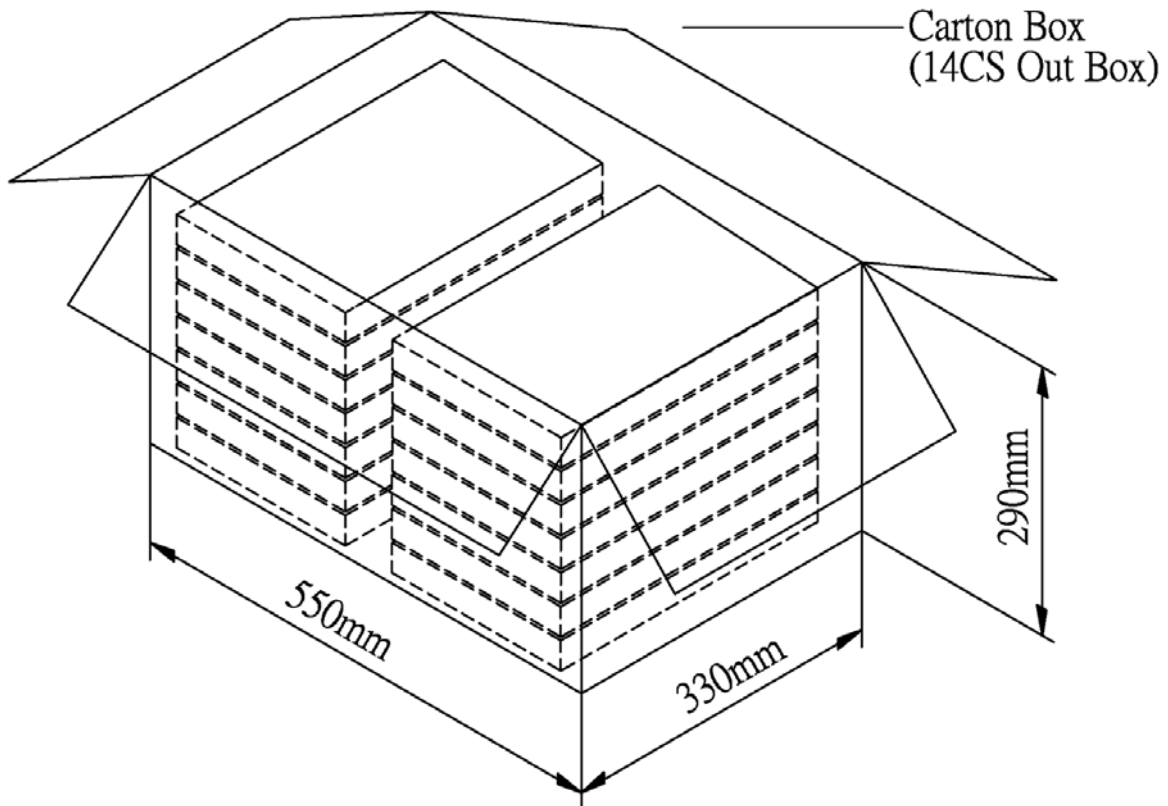
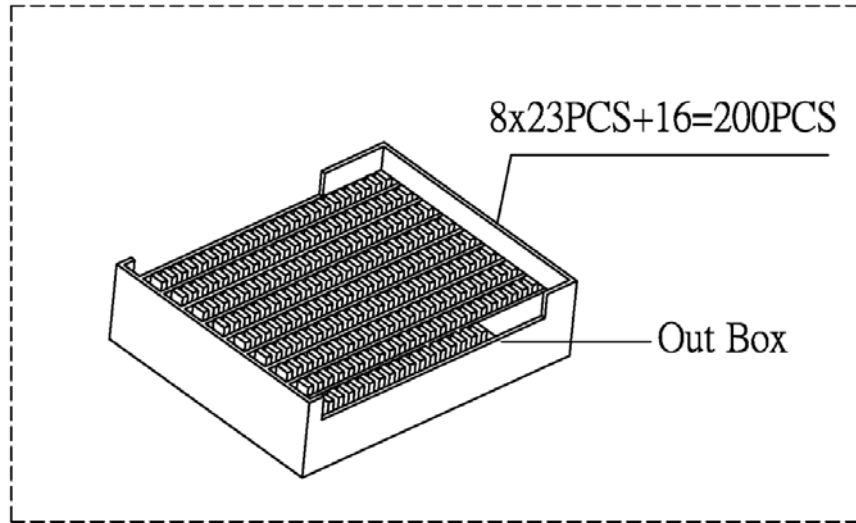
item	test condition	evaluation standard
operating (life test)	1. Continuous life test: The part will be subjected to 2 hours of continuous operation at +105°C with 15 V applied. 2. Intermittent life test: A duty cycle of 1 minute on, 5 minutes off, a minimum of 10,000 times at room temp (+25 ±2°C) with rated voltage applied.	The buzzer will be measured after being placed at +25°C for 4 hours. The value of the oscillation frequency/current consumption should be ±10% compared to the initial measurements. The SPL should be within ±10dB compared to the initial measurements.

TEST CONDITIONS

standard test condition	a) temperature: +5 ~ +35°C	b) humidity: 45 - 85%	c) pressure: 860-1060 mbar
judgement test condition	a) temperature: +25 ±2°C	b) humidity: 60 - 70%	c) pressure: 860-1060 mbar

PART NUMBER: CPE-502

DESCRIPTION: piezo audio transducer

PACKAGING


Out Box	310mmx248mmx40mm	1x200PCS=200PCS
Carton Box	550mmx330mmx290mm	200PCSx14=2,800PCS