

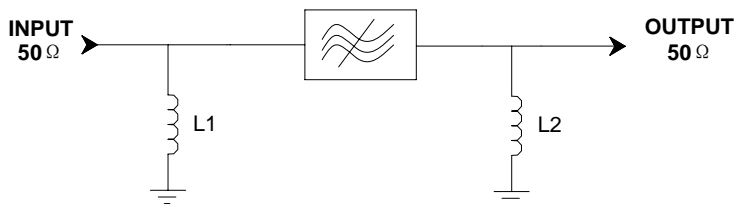
Specifications

Parameter	Unit	Minimum	Typical	Maximum
Center Frequency	MHz	114.95	115	115.05
Insertion Loss	dB	-	8.3	10
1 dB Bandwidth	MHz	-	1.24	-
3 dB Bandwidth	MHz	1.5	1.7	-
40 dB Bandwidth	MHz	-	3.38	4
Passband Variation	dB	-	0.4	1
Absolute Delay	usec	-	1.6	-
Ultimate Rejection	dB	40	42	-
Material Temperature coefficient	KHz/°C	-2.07		
Ambient Temperature	°C	25		
Package Size	SMD19*6.5			

Notes:

1. All specifications are based on the test circuit shown
2. In production, devices will be tested at room temperature to a guardbanded specification to ensure electrical compliance over temperature
3. Electrical margin has been built into the design to account for the variations due to temperature drift and manufacturing tolerances
4. This is the optimum impedance in order to achieve the performance show

Matching Configuration



L1=33nH L2=27nH
Source/Load Impedance=50 ohm

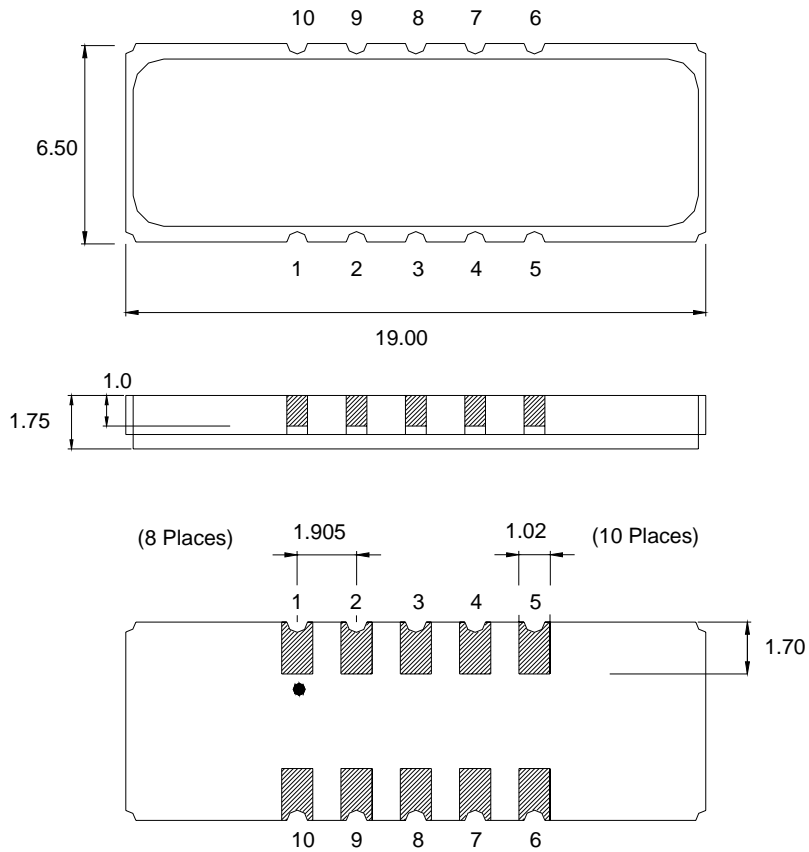
Notes - Component values may change depending on board layout.



SIPAT Co., Ltd.
(CETC No. 26 Research Institute)
Nanping Huayuan Road No. 14
Chongqing, China, 400060

Part Number	LBT11501L		
Rev. Date	2007-1-31		
Rev.	1.0	Page 1/3	

Package Dimension



Input	10
Output	5
Ground	1,2,3,4,6,7,8,9

Package: SMD19*6.5

Unit: mm

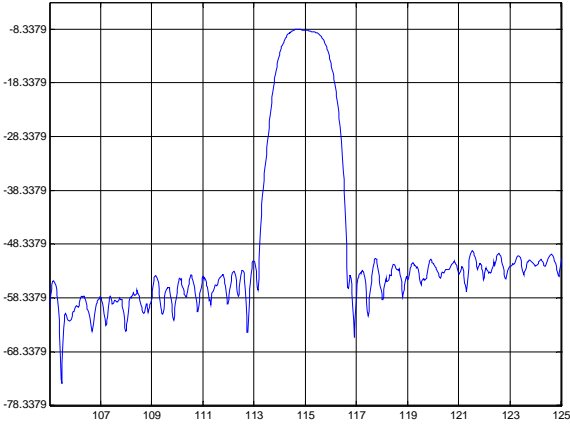


SIPAT Co., Ltd.
(CETC No. 26 Research Institute)
Nanping Huayuan Road No. 14
Chongqing, China, 400060

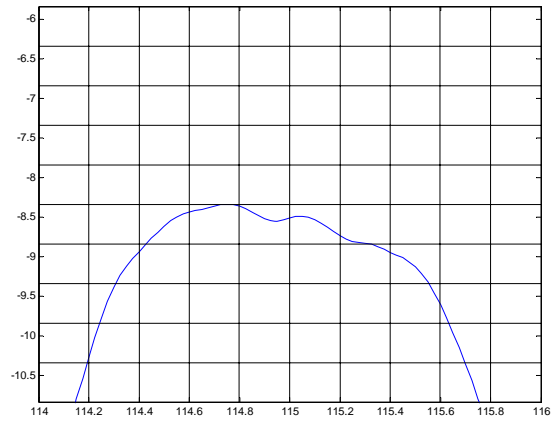
Part Number	LBT11501L	
Rev. Date	2007-1-31	
Rev.	1.0	Page 2/3

Typical Performance

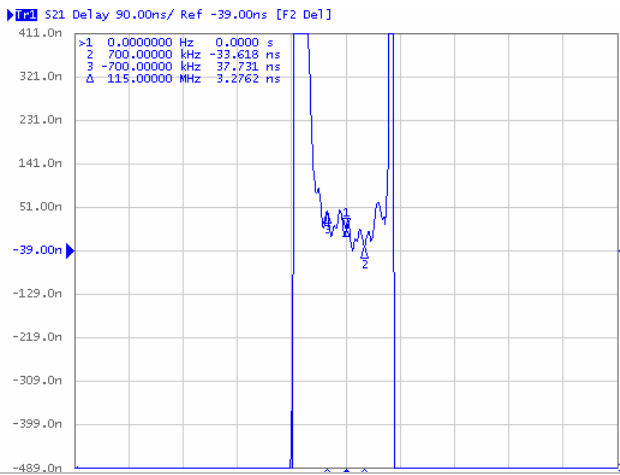
Frequency Respond



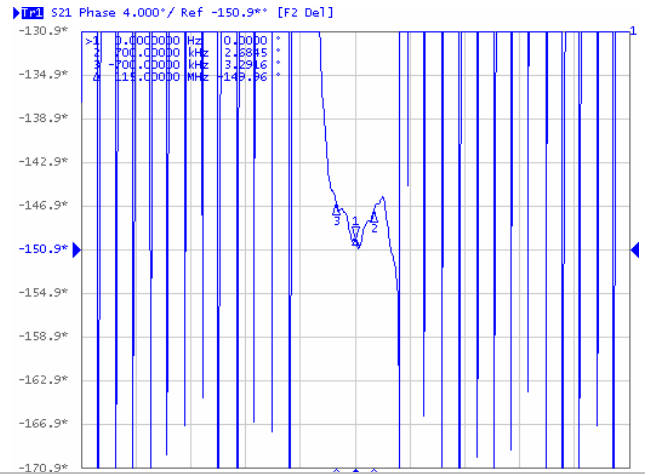
Passband Respond



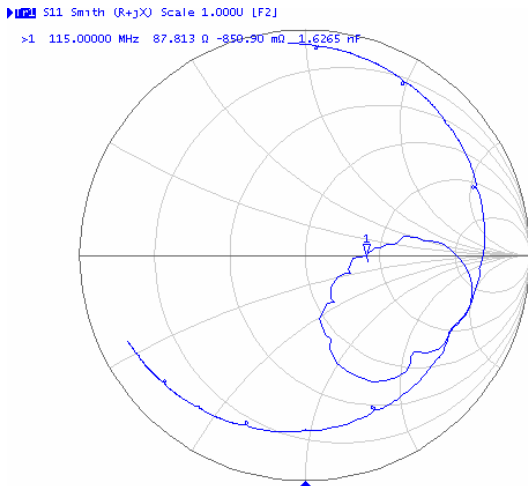
Group Delay Variation($f_0 \pm 0.7\text{MHz}$)



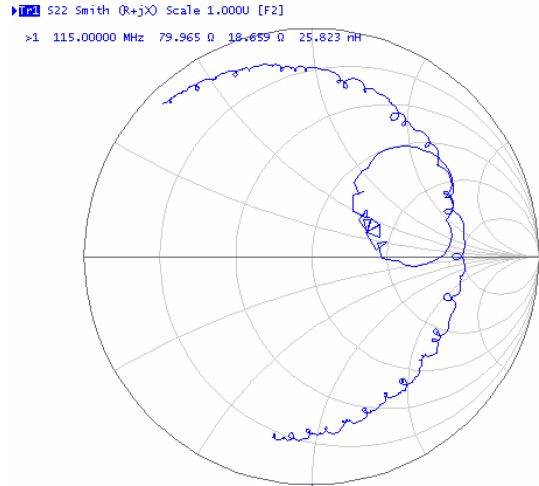
Phase Linearity($f_0 \pm 0.7\text{MHz}$)



Smith Chart S11



Smith Chart S22



SIPAT Co., Ltd.
(CETC No. 26 Research Institute)
Nanping Huayuan Road No. 14
Chongqing, China, 400060

Part Number	LBT11501L	
Rev. Date	2007-1-31	
Rev.	1.0	Page 3/3