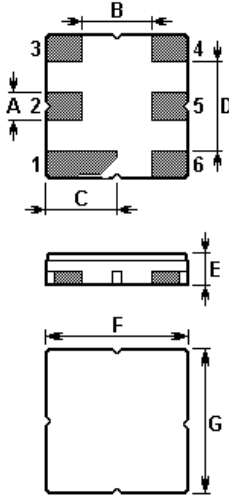


The **ACTF9015/1575.42/DCC6C** is a low-loss, compact, and economical surface-acoustic-wave (**SAW**) filter in a surface-mount ceramic **DCC6C** case designed for GPS applications.

1.Package Dimensions (DCC6C)

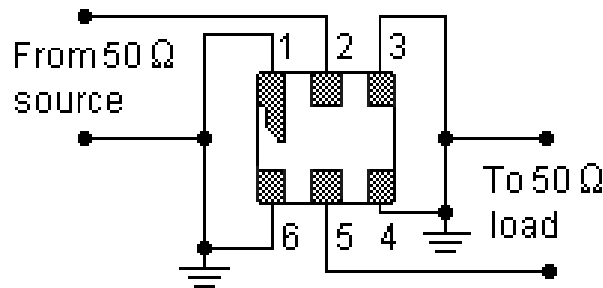


2.

| Pin | Configuration |
|--------|----------------|
| 2 | Input / Output |
| 5 | Output / Input |
| others | Case Ground |

| Sign | Data (unit: mm) | Sign | Data (unit: mm) |
|------|-----------------|------|-----------------|
| A | 0.6 | E | 1.1 |
| B | 1.5 | F | 3.0 |
| C | 1.5 | G | 3.0 |
| D | 1.8 | | |

3.Test Circuit



In keeping with our ongoing policy of product evolution and improvement, the above specification is subject to change without notice.

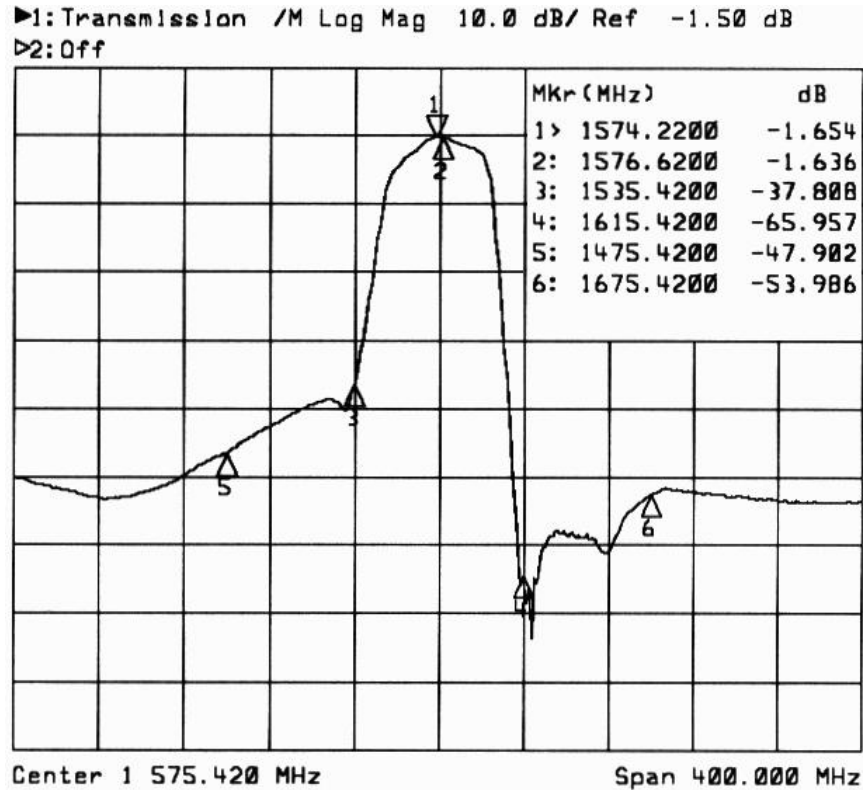
ISO9001: 2000 Registered - Registration number 6830/2

For quotations or further information please contact us at:

3 The Business Centre, Molly Millars Lane, Wokingham, Berks, RG41 2EY, UK

<http://www.actcrystals.com>

4. Frequency Characteristics



5. Performance

5-1. Maximum Ratings

| Rating | Value | Units |
|-----------------------|------------|-------|
| Input Power Level | 10 | dBm |
| DC Voltage | 0 | V |
| Storage Temperature | -40 to +85 | °C |
| Soldering Temperature | +235 | °C |

In keeping with our ongoing policy of product evolution and improvement, the above specification is subject to change without notice.

ISO9001: 2000 Registered - Registration number 6830/2

For quotations or further information please contact us at:

3 The Business Centre, Molly Millars Lane, Wokingham, Berks, RG41 2EY, UK

<http://www.actcrystals.com>

Issue : 1 C1

Date : SEPT 04

5-2.Electronic Characteristics

| Characteristic | Min. | Typ. | Max. | Units |
|--|------|----------|------|----------|
| Centre Frequency f_c | | 1575.420 | | MHz |
| Insertion Loss 1574.220 1576.620 MHz | -- | 1.6 | 3.5 | dB |
| Amplitude Ripple (p-p) 1574.220 1576.620 MHz | -- | 0.3 | 1.5 | dB |
| Absolute Attenuation α | | | | |
| 1475.42 MHz | 40 | 48 | -- | dB |
| 1535.42 MHz | 30 | 38 | -- | |
| 1615.42 MHz | 50 | 66 | -- | |
| 1675.42 MHz | 45 | 54 | -- | |
| VSWR 1574.220 1576.620 MHz | | | 2.0 | |
| Input / Output Impedance | 50 | | | Ω |

i CAUTION: Electrostatic Sensitive Device. Observe precautions for handling!

1. The frequency f_c is defined as the midpoint between the 3dB frequencies.
2. Unless noted otherwise, all measurements are made with the filter installed in the specified test fixture that is connected to a 50 Ω test system with VSWR $\leq 1.2:1$. The test fixture L and C are adjusted for minimum insertion loss at the filter centre frequency, f_c . Note that insertion loss, bandwidth, and passband shape are dependent on the impedance matching component values and quality.
3. Unless noted otherwise, specifications apply over the entire specified operating temperature range.
4. The specifications of this device are based on the test circuit shown above and subject to change or obsolescence without notice.
5. All equipment designs utilizing this product must be approved by the appropriate government agency prior to manufacture or sale.
6. Our liability is only assumed for the Surface Acoustic Wave (SAW) component(s) per se, not for applications, processes and circuits implemented within components or assemblies.

In keeping with our ongoing policy of product evolution and improvement, the above specification is subject to change without notice.

ISO9001: 2000 Registered - Registration number 6830/2

For quotations or further information please contact us at:

3 The Business Centre, Molly Millars Lane, Wokingham, Berks, RG41 2EY, UK

<http://www.actcrystals.com>

Issue : 1 C1

Date : SEPT 04