

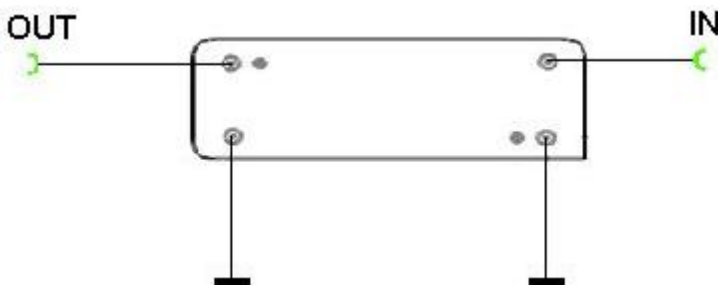
Specifications

Parameter	Unit	Minimum	Typical	Maximum
Center Frequency	MHz	119.9	120	120.1
Insertion Loss	dB	-	26.7	28
1.5 dB Bandwidth	MHz	12.65	12.7	-
20 dB Bandwidth	MHz	-	13.41	13.45
25 dB Bandwidth	MHz	-	13.56	13.8
30 dB Bandwidth	MHz	-	13.65	14
40 dB Bandwidth	MHz	-	13.88	14.5
Passband Variation	dB	-	0.8	1.5
Absolute Delay	usec	-	2.65	2.75
Ultimate Rejection	dB	40	45	-
Substrate Material		YZLN		
Ambient Temperature	°C	25		
Package Size	DIP3512 (35.0x12.8x4.7mm ³)			

Notes:

1. All specifications are based on the test circuit shown
2. In production, devices will be tested at room temperature to a guardbanded specification to ensure electrical compliance over temperature
3. Electrical margin has been built into the design to account for the variations due to temperature drift and manufacturing tolerances
4. This is the optimum impedance in order to achieve the performance shown

Matching Configuration



Source/Load Impedance=50 ohm

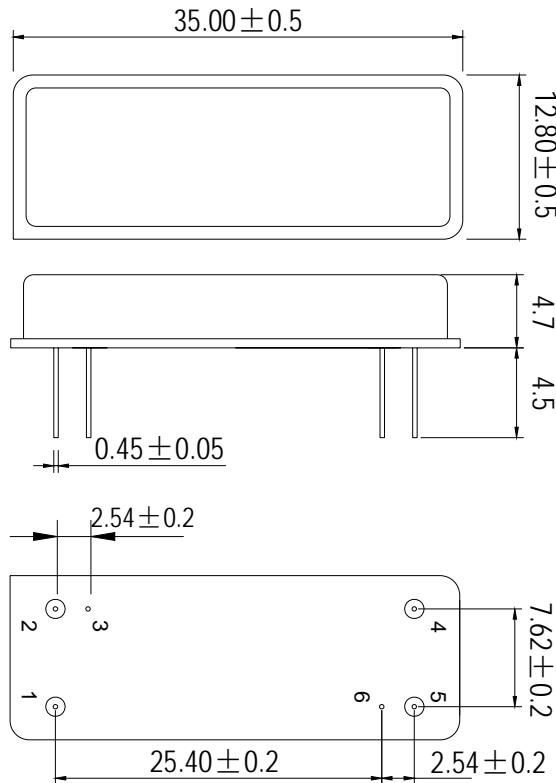
Notes - Component values may change depending
On board layout



SIPAT Co., Ltd.
(CETC No. 26 Research Institute)
Nanping Huayuan Road No. 14
Chongqing, China, 400060

Part Number	SP LBN12014		
Rev. Date	2004-7-6		
Rev.	1.0	Page 1/3	

Package Dimension

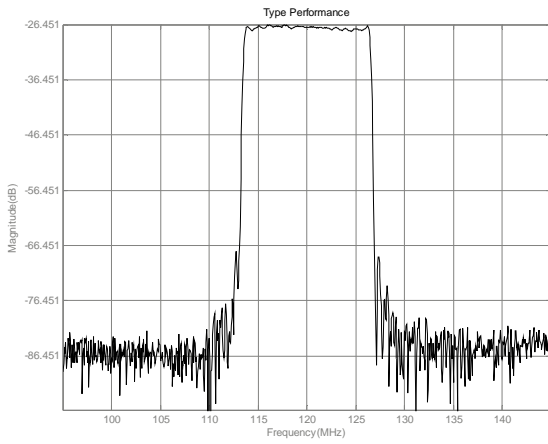


SIPAT Co., Ltd.
(CETC No. 26 Research Institute)
Nanping Huayuan Road No. 14
Chongqing, China, 400060

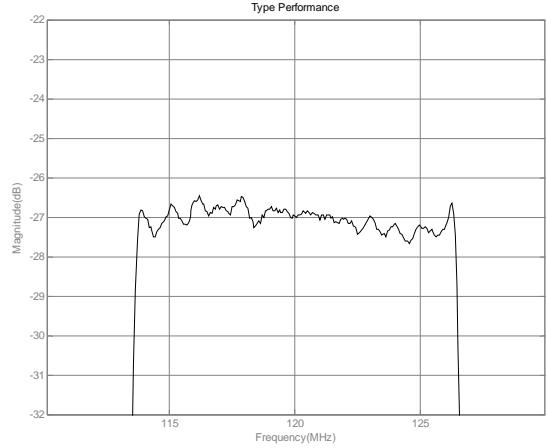
Part Number	SP LBN12014	
Rev. Date	2004-7-6	
Rev.	1.0	Page 2/3

Typical Performance

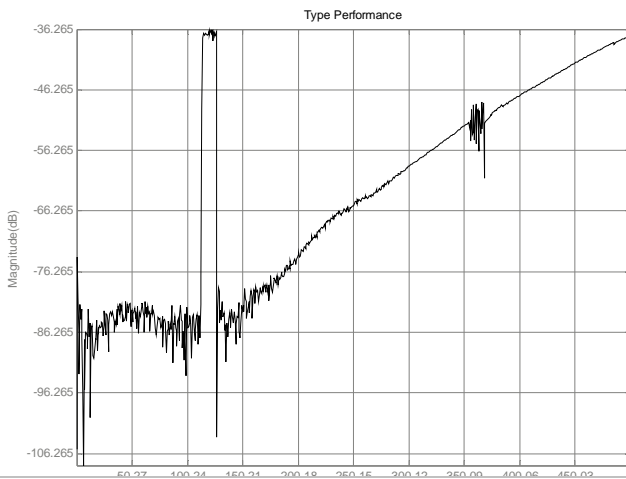
Frequency Respond



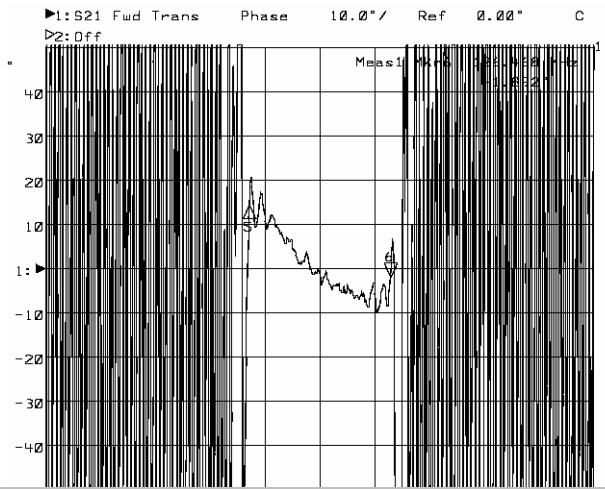
Passband Respond(1dB/div)



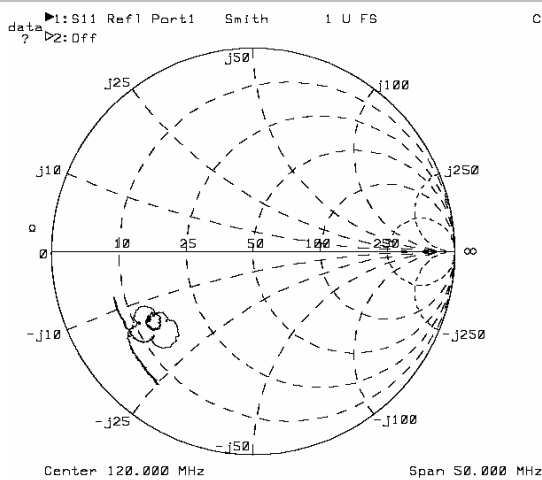
Wideband Respond



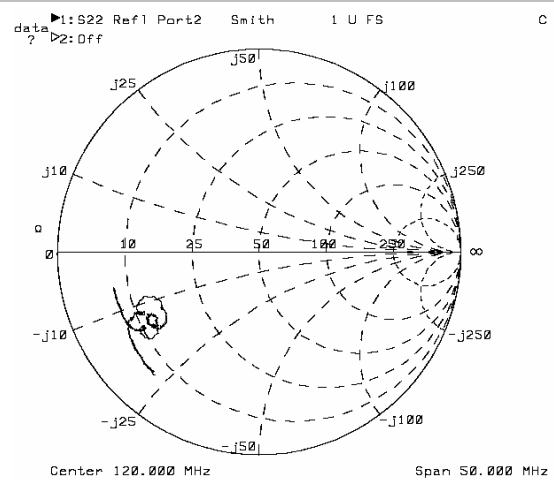
Phase Linearity



Smith Chart S11



Smith Chart S22



SIPAT Co., Ltd.
(CETC No. 26 Research Institute)
Nanping Huayuan Road No. 14
Chongqing, China, 400060

Part Number

SP LBN12014

Rev. Date

2004-7-6

Rev.

1.0

Page 3/3