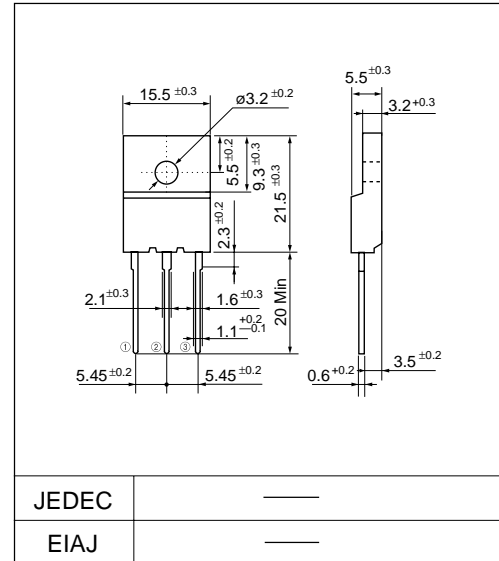


ESAC83M-004R (20A)

(40V / 20A)

SCHOTTKY BARRIER DIODE

Outline drawings, mm



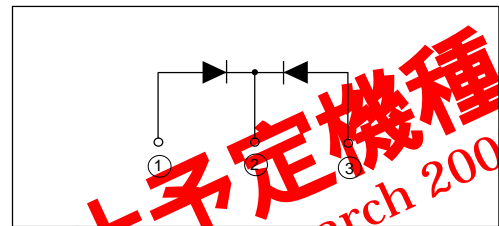
Features

- Insulated package by fully molding
- Low V_F
- Super high speed switching
- High reliability by planer design

Applications

- High speed power switching

Connection diagram



Maximum ratings and characteristics

- Absolute maximum ratings

Item	Symbol	Conditions	Rating	Unit
Repetitive peak reverse voltage	V_{RRM}		40	V
Non-repetitive peak reverse voltage	V_{RSM}	$t_w=500\mu s$, duty=1/40	48	V
Average output current	I_o	Square wave, duty=1/2 $T_c=99^\circ C$	20*	A
Surge current	I_{FSM}	Sine wave 10ms	120	A
Operating junction temperature	T_j		-40 to +150	$^\circ C$
Storage temperature	T_{stg}		-40 to +150	$^\circ C$

* Average forward current of centertap full wave connection

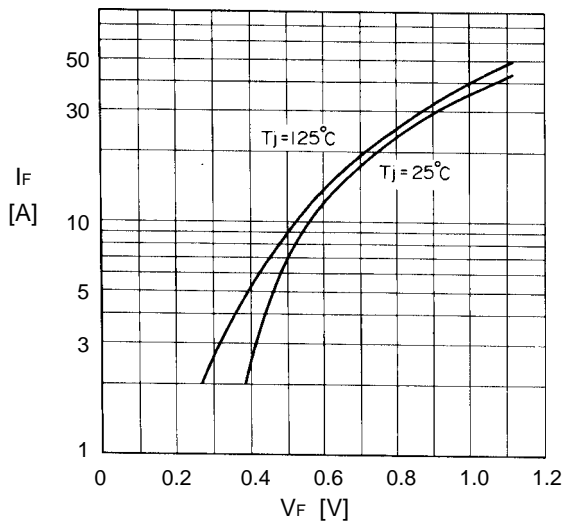
- Electrical characteristics ($T_a=25^\circ C$ Unless otherwise specified)

Item	Symbol	Conditions	Max.	Unit
Forward voltage drop	V_{FM}	$I_{FM}=8A$	0.55	V
Reverse current	I_{RRM}	$V_R=V_{RRM}$	15	mA
Thermal resistance	$R_{th(j-c)}$	Junction to case	2.5	$^\circ C/W$

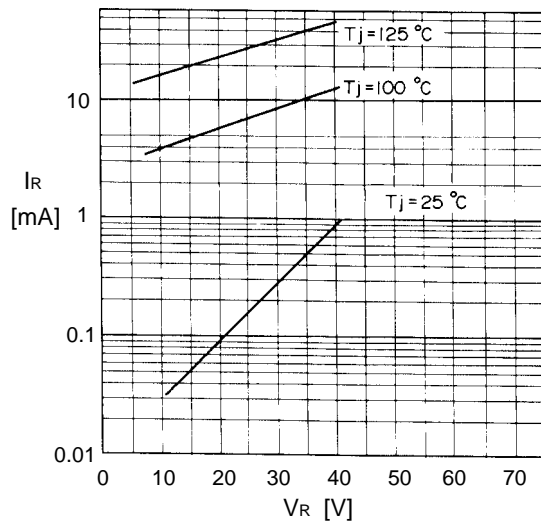
2007年3月 保守廃止予定機種
 This product is scheduled to be obsolete on march 2007.
 Not recommend for new design.

■ Characteristics

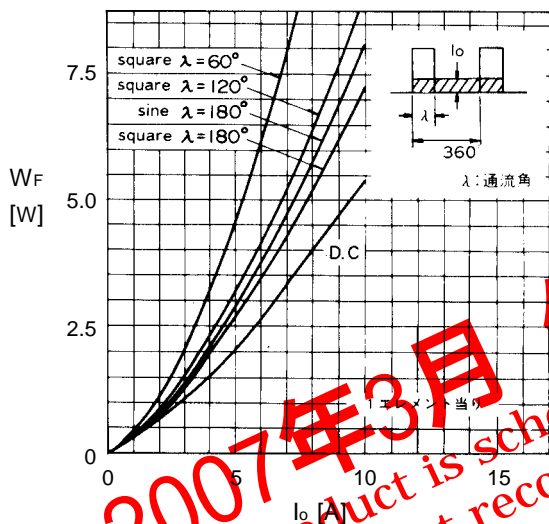
Forward characteristics



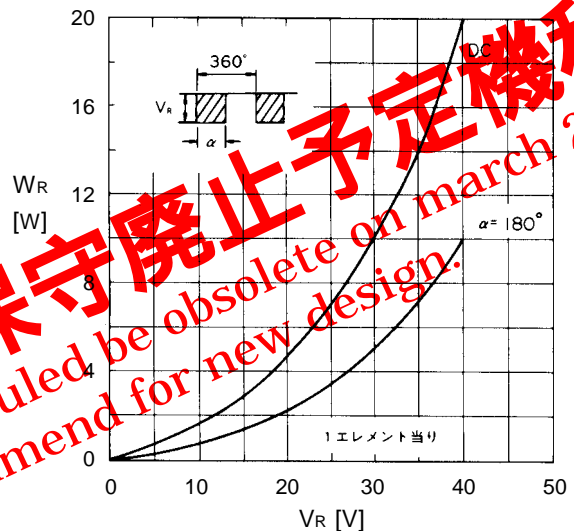
Reverse characteristics



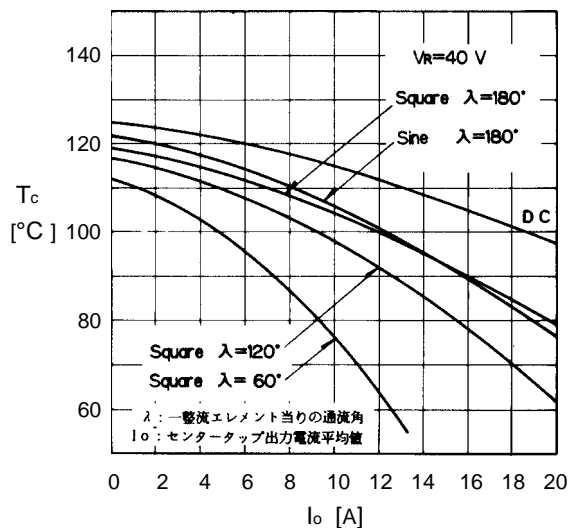
Forward power dissipation



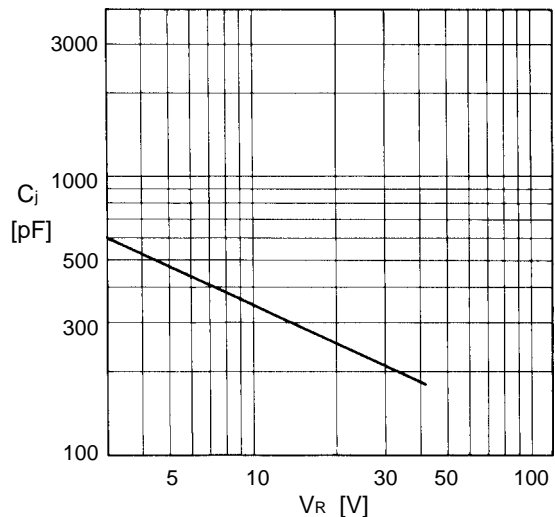
Reverse power dissipation



Output current-case temperature

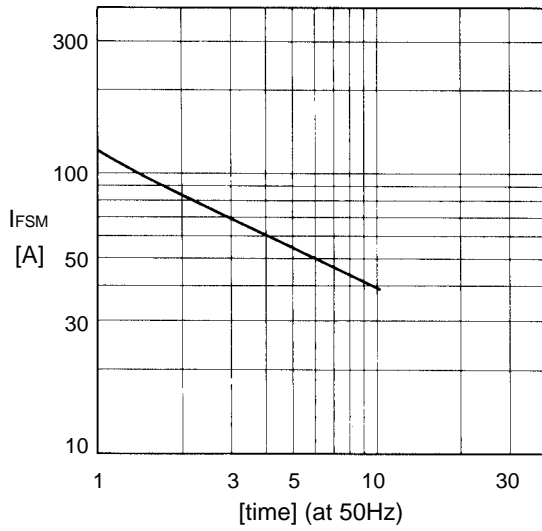


Junction capacitance characteristics

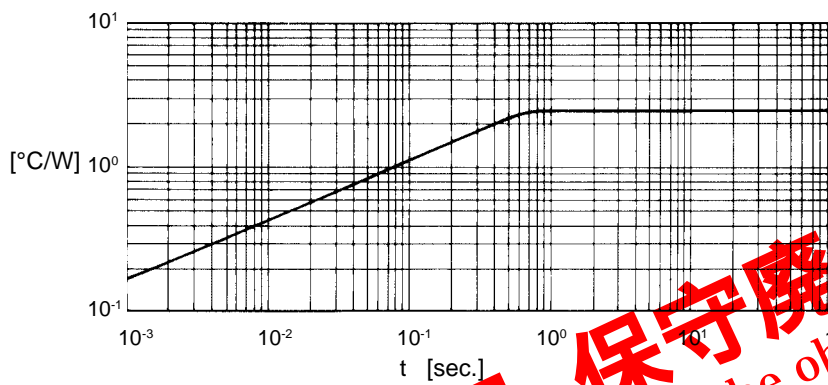


2007年3月 保守廃止予定機種
This product is scheduled to be obsolete on march 2007.
Not recommend for new design.

Surge capability



Transient thermal impedance



2007年3月 保守廃止予定機種
This product is scheduled be obsolete on march 2007.
Not recommend for new design.