

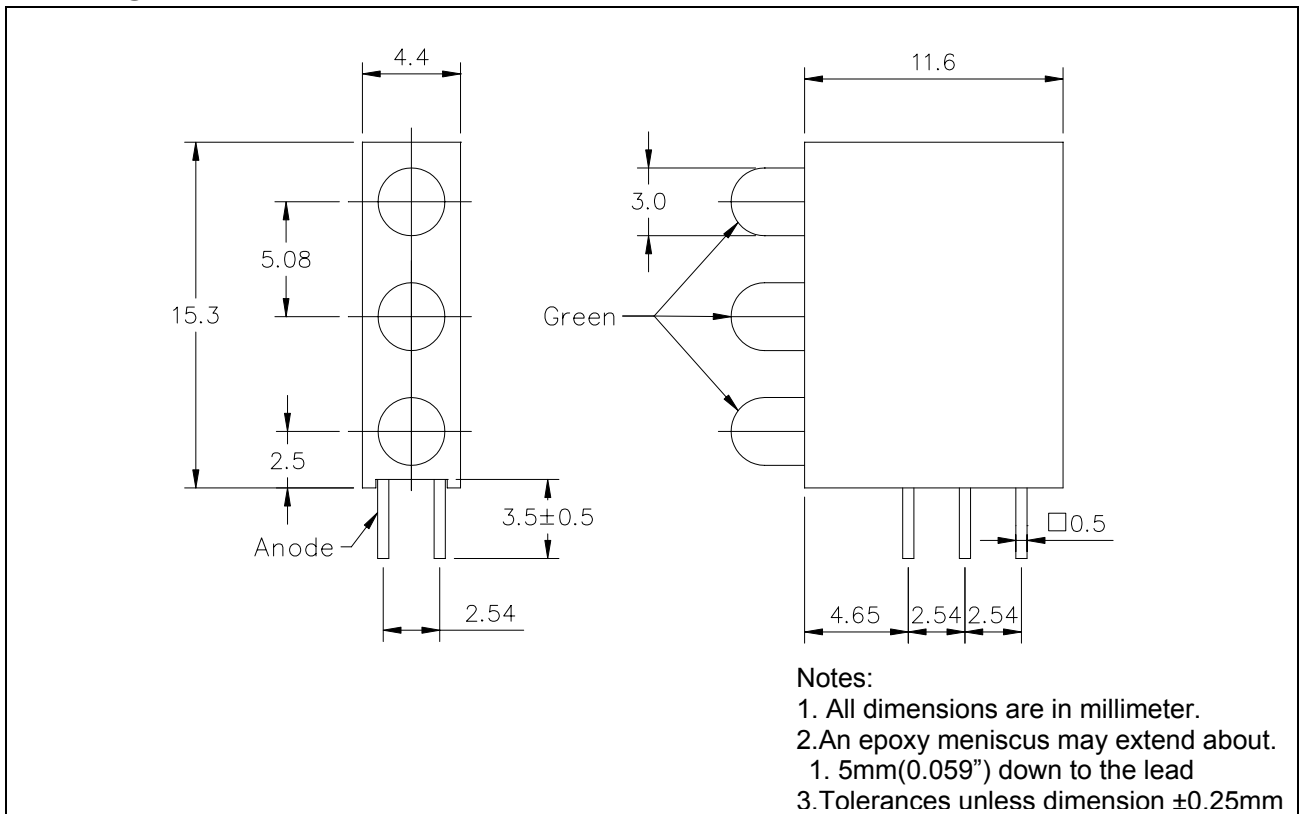
Part No. **AA-3A4/3G/KLH330**

Diff No. 004

3 mm

Type : LED Assembly

Package Dimension :



- | | | |
|-------------------------------------|---|------------------|
| ■ Features : | ■ Descriptions : | ■ Applications : |
| ● Choice of various viewing angles. | ● The series is specially designed for application requiring higher brightness. | ● TV set |
| ● Available on Tape and Reel. | ● The LED lamps are available with different colors, intensity, epoxy colors etc. | ● Monitor |
| ● Reliable and robust. | | ● Telephone |

Part No. **AA-3A4/3G/KLH330**

Diff No. 004

3 mm

Type : LED Assembly

PART NO.	Chip		Lens Color
	Material	Emitted Color	
AA-3A4/3G/KLH330	GaP/GaP	Green	Green Diffused

■ Absolute Maximum Ratings at Ta=25°C

Parameter	Symbol	Rating	Unit
Forward Current	I _F	20	mA
Operating Temperature	T _{opr}	-40 to +85	°C
Storage Temperature	T _{stg}	-40 to +100	°C
Soldering Temperature	T _{sol}	260 ± 5	°C
Electrostatic Discharge	ESD	1000	V
Power Dissipation	P _D	100	mW
Peak Forward Current (Duty 1/10@1KHz)	I _F (Peak)	160	mA
Reverse Voltage	V _R	5	V

■ Electronic Optical Characteristics :

Parameter	Symbol	Min.	Typ.	Max.	Unit	Condition
Luminous Intensity	I _v	/	30	/	mcd	I _F =20mA
Viewing Angle	2θ _{1/2}	/	45	/	deg	I _F =20mA
Peak Wavelength	λ _p	/	573	/	nm	I _F =20mA
Dominant Wavelength	λ _d	/	568	/	nm	I _F =20mA
Spectrum Radiation Bandwidth	Δλ	/	30	/	nm	I _F =20mA
Forward Voltage	V _F	/	2.2	2.6	V	I _F =20mA

Part No. **AA-3A4/3G/KLH330**

Diff No. 004

3 mm

Type : LED Assembly

■ Reliability test items and conditions :

NO	Item	Test Conditions	Test Hours/Cycle	Sample Size	Ac/Re
1	Solder Heat	TEMP : 260°C ±5°C	5 SEC	76 PCS	0/1
2	Temperature Cycle	H : +85°C 30min ┆ 5min L : -55°C 30min	50 CYCLES	76 PCS	0/1
3	Thermal Shock	H : +100°C 5min ┆ 10set L : -10°C 5min	50 CYCLES	76 PCS	0/1
4	High Temperature Storage	TEMP : 100°C	1000 HRS	76 PCS	0/1
5	Low Temperature Storage	TEMP : -55°C	1000 HRS	76 PCS	0/1
6	DC Operating Life	TEMP : 25°C I _F =20mA	1000 HRS	76 PCS	0/1
7	High Temperature / High Humidity	85°C / 85%RH	1000 HRS	76 PCS	0/1

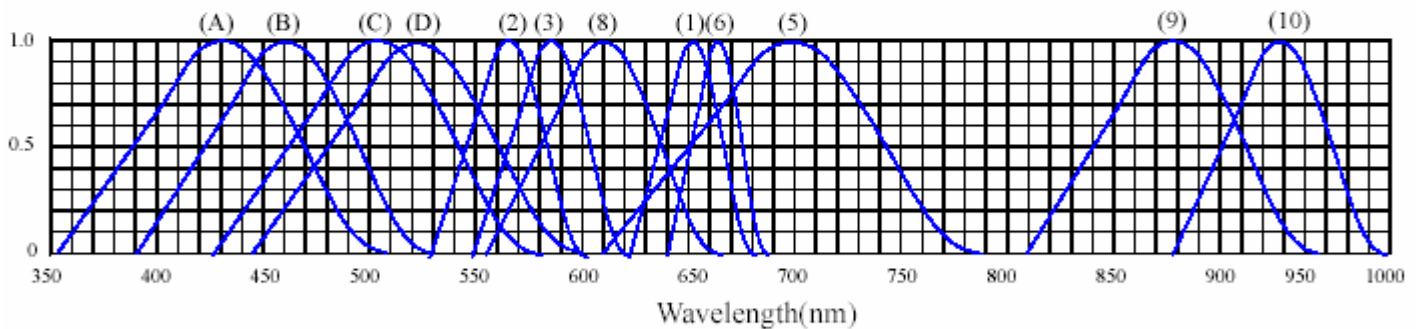
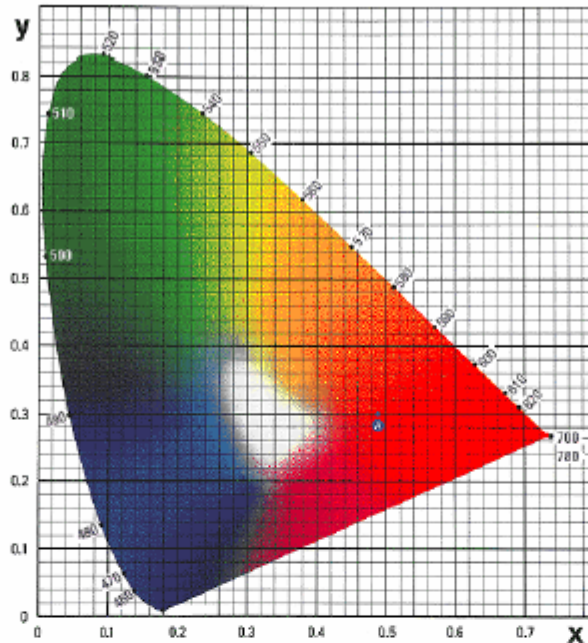
Part No. **AA-3A4/3G/KLH330**

Diff No. 004

3 mm

Type : LED Assembly

◆ TYPICAL ELECTRICAL-OPTICAL CHARACTERISTICS CURVES



- | | |
|---|----------------------------------|
| (1) GaAsP/GaAs 655nm/Red | (9)- GaAlAs 880nm |
| (2) GaP 568nm/ Yellow Green | (10)-GaAs/GaAs&GaAlAs/GaAs 940nm |
| (3) GaAsP/GaP 585nm/Yellow | (A)- GaN 430nm/Blue |
| (4) GaAsP/GaP 635nm/Orange & Hi-Eff Red | (B)- InGaN 470nm/Blue |
| (5) GaP 700nm/Bright Red | (C)- InGaN 502nm/Ultra Green |
| (6) GaAlAs/GaAs 660nm/Super Red | (D)- InGaN 523nm/Ultra Green |
| (8) GaAsP/GaP 610nm/Super Red | |

Part No. **AA-3A4/3G/KLH330**

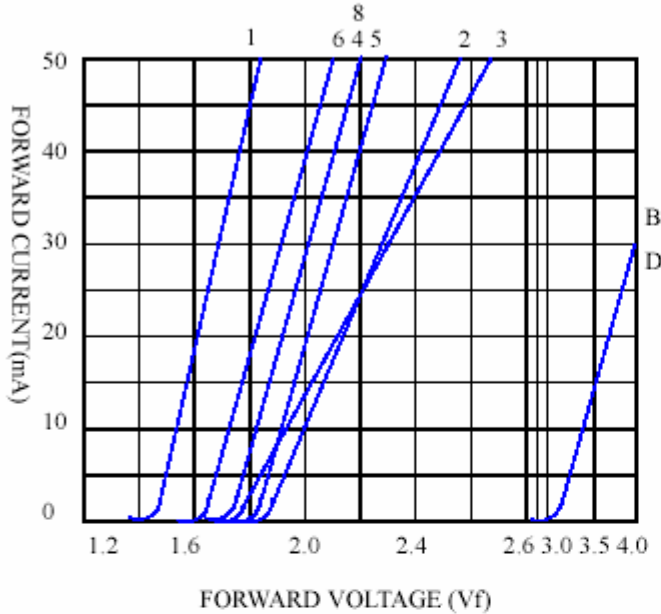
Diff No. 004

3 mm

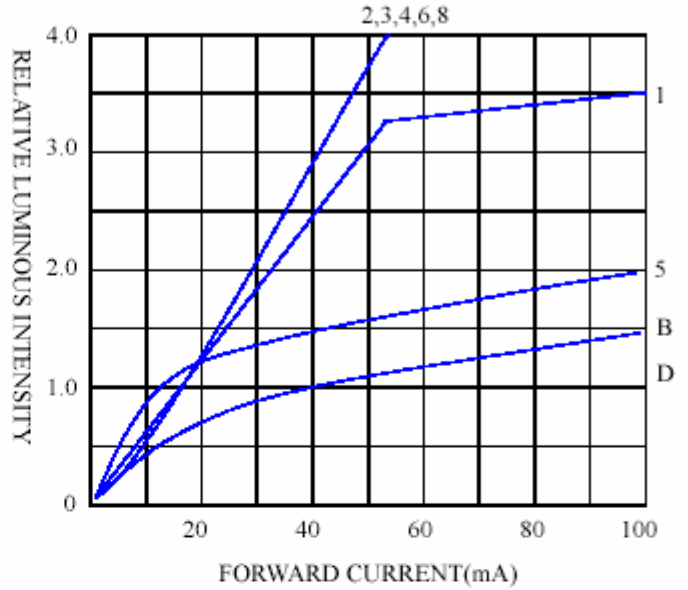
Type : LED Assembly

◆ CHARACTERISTICS DIAGRAMS

FORWARD CURRENT VS. FORWARD VOLTAGE



RELATIVE LUMINOUS INTENSITY VS. FORWARD CURRENT



FORWARD CURRENT VS. AMBIENT TEMPERATURE

