



3.46"W x 7.7"L x 2.0"H

- Universal 85-265VAC Input
- UL2601, EN60601 Approved
- Regulated Outputs
- 4000V Isolation
- IEC320-C14 Input



Model Number	Output Voltage	Output Amps	Regulation	Output Watts	Output Connector
SINGLE OUTPUT					
MPU100-102	5	14	5%	70W	8 Pin DIN
MPU100-103	6	13.33	5%	80W	8 Pin DIN
MPU100-104	10	9	4%	90W	5 Pin DIN
MPU100-105	12	8.33	3%	100W	5 Pin DIN
MPU100-106	15	6.66	3%	100W	5 Pin DIN
MPU100-107	18	5.55	3%	100W	5 Pin DIN
MPU100-108	24	4.16	2%	100W	2.1mm Coax
MPU100-109	30	3.33	2%	100W	2.1mm Coax
MPU100-110	36	2.77	2%	100W	2.1mm Coax





3.46"W x 7.7"L x 2.0"H

- Universal 85-265VAC Input
- UL2601, EN60601 Approved
- Regulated Outputs
- 4000V Isolation
- IEC320-C14 Input



Model Number	Output Voltage	Output Amps	Regulation	Output Watts	Output Connector
--------------	----------------	-------------	------------	--------------	------------------

DUAL OUTPUT

MPU100-200	3.3/12	10/3	7/5%	69W	8 Pin DIN
MPU100-201	5/12	10/3	5/5%	80W	8 Pin DIN
MPU100-202	5/15	10/3	5/6%	80W	8 Pin DIN
MPU100-203	5/24	10/2	5/5%	80W	8 Pin DIN
MPU100-204	3.3/5	10/5	7/5%	55W	8 Pin DIN
MPU100-209	+/-12	7/1	5/5%	80W	5 Pin DIN
MPU100-210	+/-15	6/1	5/5%	80W	5 Pin DIN
MPU100-212	24/-24	3/1	5/5%	80W	5 Pin DIN
MPU100-215	5/-24	5/1	5/5%	74W	5 Pin DIN

TRIPLE OUTPUT

MPU100-300	3.3,+/-12	10/3/1	7/5/5%	80W	8 Pin DIN
MPU100-301	5/12/-5	10/3/1	5/5/5%	80W	8 Pin DIN
MPU100-302	5,+/-12	10/3/1	5/5/5%	80W	8 Pin DIN
MPU100-303	5,+/-15	10/3/1	5/6/5%	80W	8 Pin DIN
MPU100-304	5,+/-24	10/3/1	5/5/5%	74W	8 Pin DIN
MPU100-305	5/24/-12	10/3/1	5/5/5%	74W	8 Pin DIN
MPU100-306	3.3/12/-5	10/3/1	7/5/5%	60W	8 Pin DIN
MPU100-308	3.3/5/-12	10/3/1	7/5/5%	60W	8 Pin DIN

INPUT SPECIFICATIONS

Input Voltage Range	85-265 VAC
Frequency Range	47-63 Hz
Leakage Current	0.1mA typ. @ 240VAC

OUTPUT SPECIFICATIONS

Voltage and Current	See Selection Charts
Load Regulation	See Selection Charts
Line Regulation	+/- 0.5%, typ (1% Max.)
Ripple/Noise	0.5% Pk-Pk, typ (1% Max.)
Hold Up Time	16mS min. at 110VAC Input

GENERAL SPECIFICATIONS

Input-Output Isolation	4000VAC
Efficiency	70% min.
Safety	UL60601-1, EN60601-1

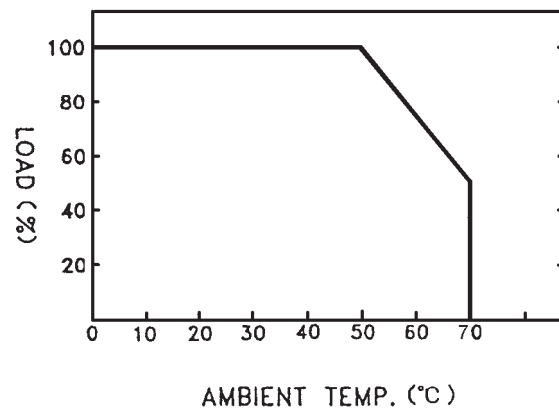
PHYSICAL SPECIFICATIONS

Size	7.7" x 3.46" x 2.0"
Construction	Desktop Style
Weight	1.7 (771g)

ENVIRONMENTAL SPECIFICATIONS

Oper. Temperature	0 to +70°C
	See Derate Curve
Storage Temperature	-40 to +85°C *
Relative Humidity	5 to +95%, non-cond *
MTBF	100,000 Hrs
EMC	Vin = 220VAC CISPR-11 B
	Vin = 110VAC FCC Part 18 B

OUTPUT DERATING CURVE

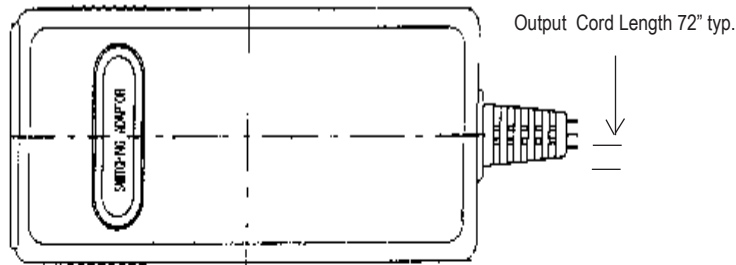


All specifications are typical at nominal input, full load, and 25°C unless otherwise noted

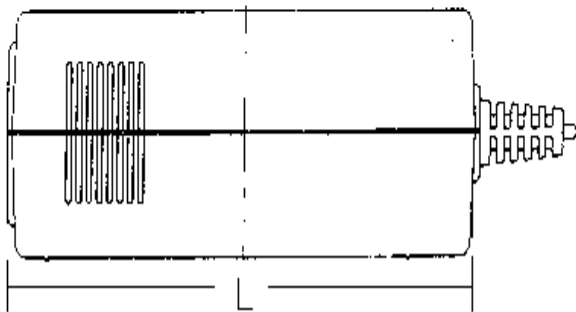
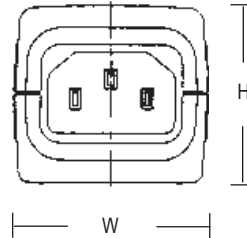
* These are stress ratings. Exposure of the devices to any of these conditions may adversely affect long term reliability. Proper operation under conditions other than the standard operating conditions is neither warranted nor implied.

Astrodyne products are not authorized or warranted for use as critical components in life support systems, equipment used in hazardous environments, nuclear controls systems, or other mission-critical applications.

MECHANICAL DIMENSIONS



Input Connection



DC Output Connections

Coaxial Plug:

5.5mm outer diameter
2.1mm inner diameter, female
11mm length, center "+"



DIN Connector

8 Pin DIN



5 Pin DIN



Single Output

- 1. COM
- 2. COM
- 3. Vout
- 4. COM
- 5. Vout
- 6. COM
- 7. Vout
- 8. Vout
- Shell = GND

- 1. COM
- 2. COM
- 3. Vout
- 4. COM
- 5. Vout
- Shell = GND

Dual Output

- 1. COM
- 2. Vout2
- 3. Vout1
- 4. Vout2
- 5. Vout1
- 6. COM
- 7. Vout1
- 8. COM
- Shell = GND

- 1. COM
- 2. COM
- 3. Output #1
- 4. No Connection
- 5. Output #2
- Shell = GND

Triple Output

- 1. Vout1
- 2. COM
- 3. Vout3
- 4. Vout1
- 5. Vout2
- 6. Vout1
- 7. COM
- 8. COM
- Shell = GND

- 1. COM
- 2. COM
- 3. Output #1
- 4. Output #3
- 5. Output #2
- Shell = GND