


DB ELECTRO^{CO., LTD.}

Présente / Presents:

NINGBO HUAGUAN ELECTRONICS CO., LTD.



NT73 (JQC-3FC)



19.5×16.5×16.5



CQC 03001003509

UL US E158859

Features

- Superminiature, High power.
- Low coil power consumption.
- PC board mounting.
- Suitable for household appliances, automation system, electronic equipment, instrument and meter, communication facilities and remote control facilities.

Ordering Information

NT73 C S 10 DC12V F
 1 2 3 4 5 6

1 Part number: NT73(JQC-3FC)
 2 Contact arrangement: A:1A; B:1B; C:1C
 3 Enclosure: S:Sealed type; NIL:Dust cover
 4 Contact current: 5:5A; 6:6A; 10:10A; 12:12A
 5 Coil rated voltage(V): DC:3,4,5,5,6,9,12,24,36,48
 6 Resistance heat class: NIL:130°C ; F:155°C

Contact Data

Contact Arrangement	1A (SPSTNO) 、1B (SPSTNC) 、1C (SPDT(B-M))		
Contact Material	AgCdO AgSnO ₂		
Contact Rating (resistive)	5A,6A,10A,12A/125VAC,28VDC; 6A/277VAC; 5A,10A/250VAC		
Max. Switching Power	336W 2500VA		
Max. Switching Voltage	110VDC 380VAC	Max. Switching Current:12A	
Contact Resistance or Voltage drop	<100mΩ	Item 3.12 of IEC255-7	
Operational life	Electrical	10 ⁵	Item 3.30 of IEC255-7
	Mechanical	10 ⁷	Item 3.31 of IEC255-7

Coil Parameter

Dash numbers	Coil voltage VDC		Coil resistance Ω ±10%	Pickup voltage VDC(max) (75%of rated voltage)	Release voltage VDC(min) (10% of rated voltage)	Coil power consumption W	Operate Time ms	Release Time ms
	Rated	Max.						
003-360	3	3.9	25	2.25	0.3	0.36	<10	<5
004-360	4.5	5.9	65	3.4	0.45			
005-360	5	6.5	69	3.75	0.5			
006-360	6	7.8	100	4.50	0.6			
009-360	9	11.7	225	6.75	0.9			
012-360	12	15.6	400	9.00	1.2			
024-360	24	31.2	1600	18.0	2.4			
028-360	28	36.4	2180	21.0	2.8			
036-360	36	46.8	3600	27.0	3.6			
048-360	48	62.4	6400	36.0	4.8			

CAUTION: 1.The use of any coil voltage less than the rated coil voltage will compromise the operation of the relay.
 2.Pickup and release voltage are for test purposes only and are not to be used as design criteria.

Operation condition

Insulation Resistance	250MΩ min (at 500VDC)	Item 7 of IEC255-5
Dielectric Strength		
Between contacts	50Hz 750V	Item 6 of IEC255-5
Between contact and coil	50Hz 1500V	Item 6 of IEC255-5
Shock resistance	100m/s ² 11ms	IEC68-2-27 Test Ea
Vibration resistance	10~55Hz double amplitude 1.5mm	IEC68-2-6 Test Fc
Terminals strength	5N	IEC68-2-21 Test Ua1
Solderability	235°C ± 2°C 3 ± 0.5s	IEC68-2-20 Test Ta method 1
Ambient Temperature	-55~85°C	
Relative Humidity	93% (at 40°C)	IEC68-2-3Test Ca
Mass	10.5g	

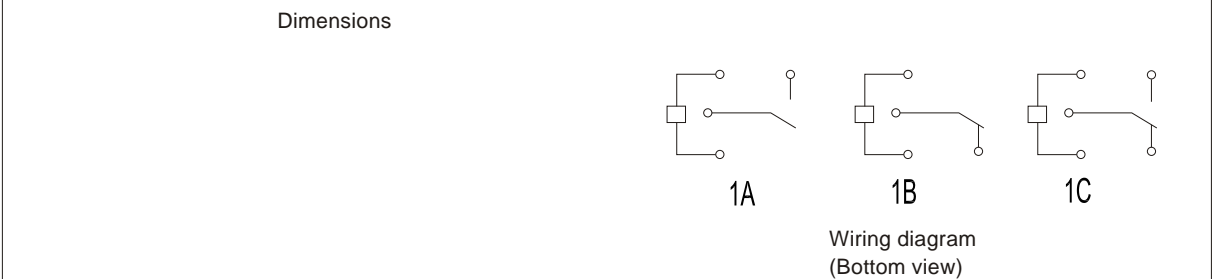
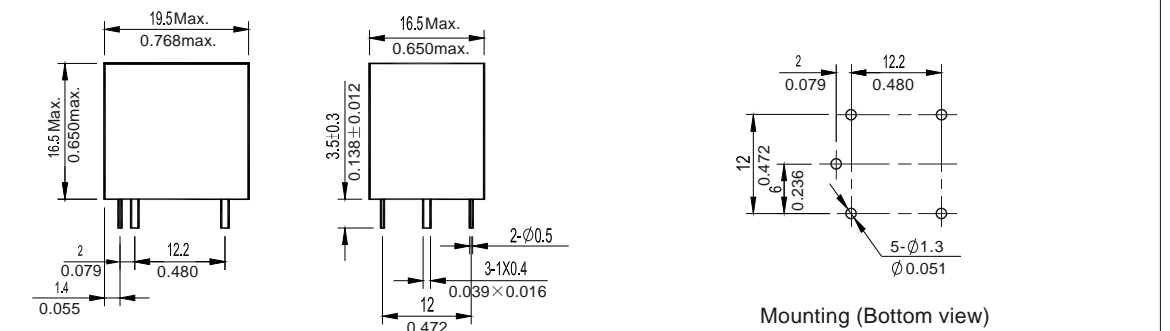
Qualification inspection:

Perform the qualification test as specified in the table IV of IEC255-19-1 and minimum sample size 24.

Safety approvals

Safety approval	UL & CUR	CQC
Load	12A/125VAC 28VDC 6A/277VAC 10A/250VAC Insulation: B-class F-class	5A/250VAC

Dimensions



NOTES 1).Dimensions are in millimeters.
 2).Inch equivalents are given for general information only.

Reference Data

