

# SKT 40



## Stud Thyristor

## Line Thyristor

### SKT 40

#### Features

- Hermetic metal case with glass insulator
- Threaded stud ISO M8
- International standard case

#### Typical Applications

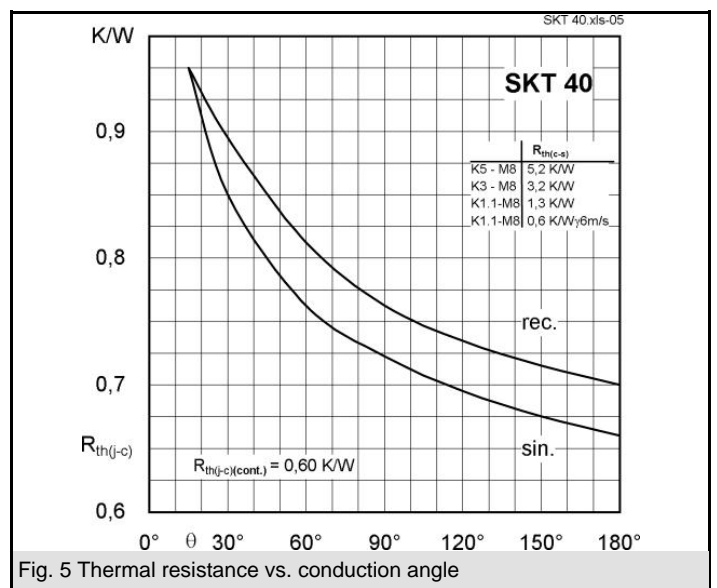
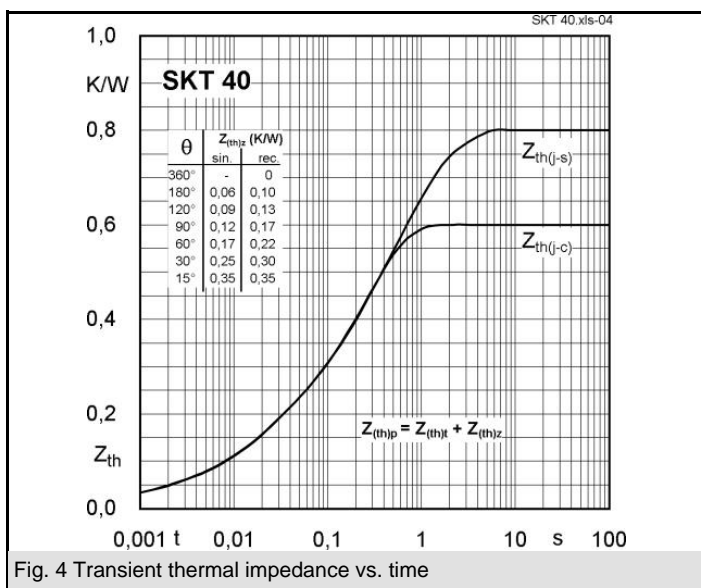
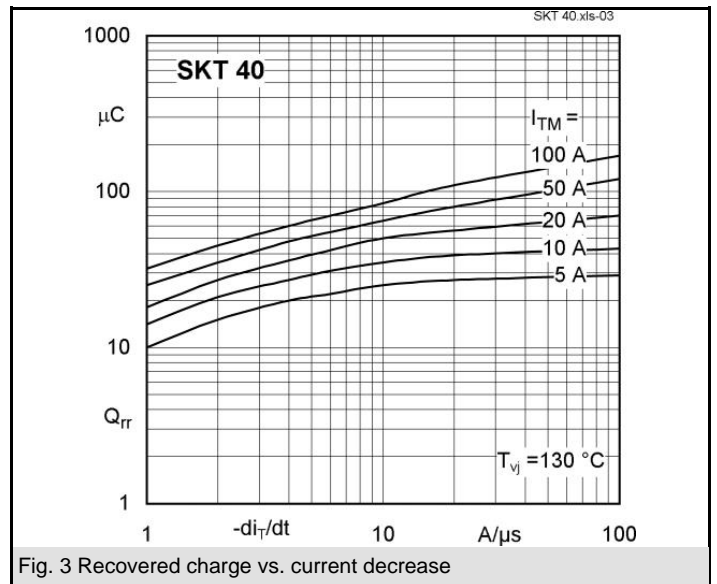
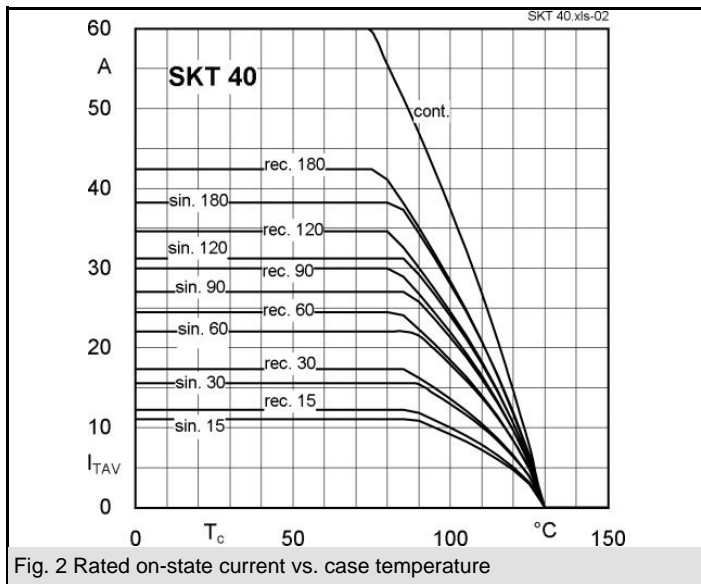
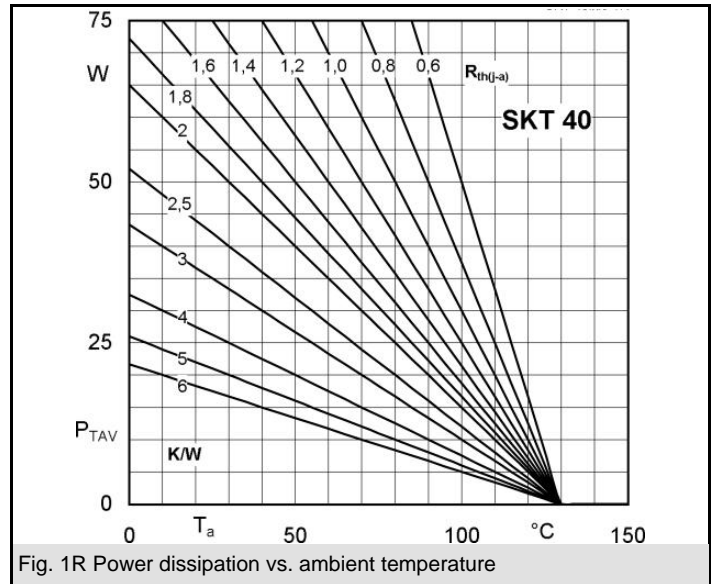
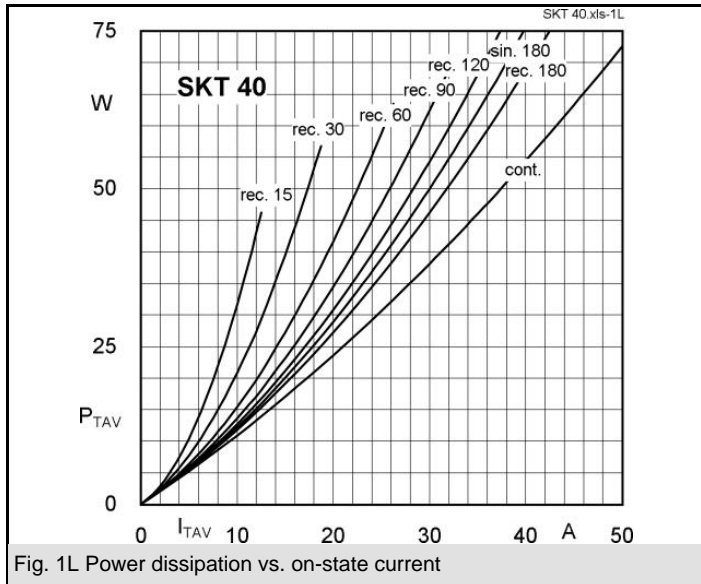
- DC motor control (e. g. for machines tool)
- Controlled rectifiers (e. g. for battery charging)
- AC controllers (e. g. for temperature control)
- Recommended snubber network e. g. for  $V_{VRMS} \leq 400$  V:  
 $R = 68 \Omega / 11$  W,  $C = 0,22 \mu F$

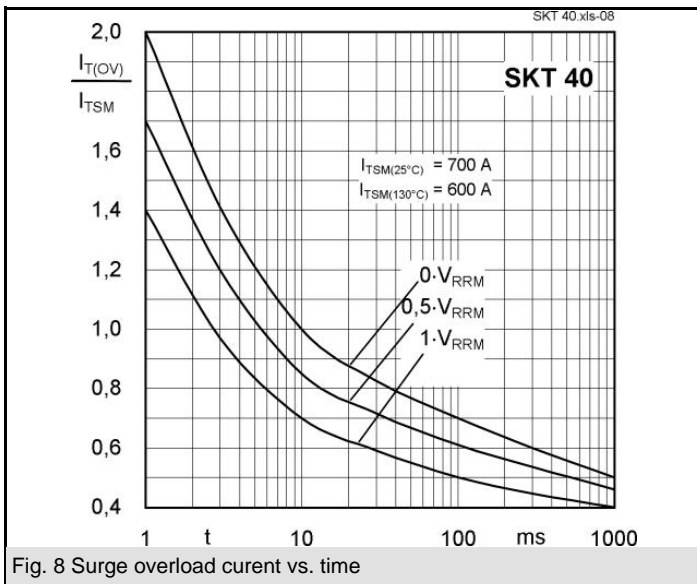
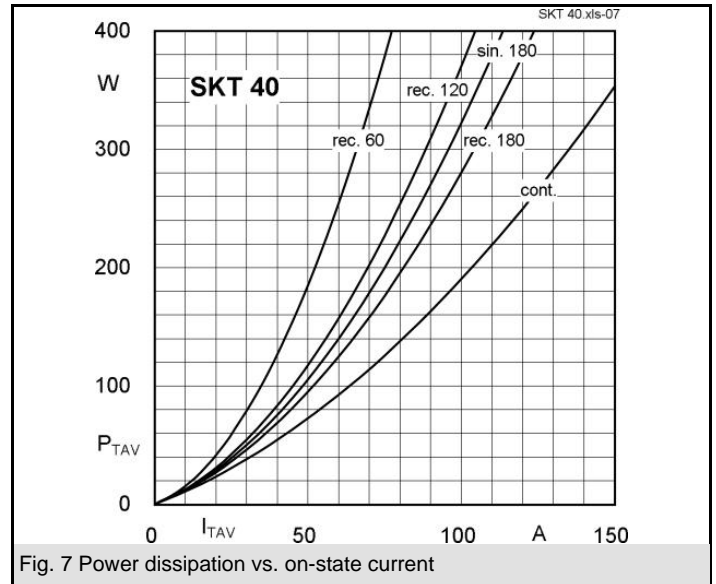
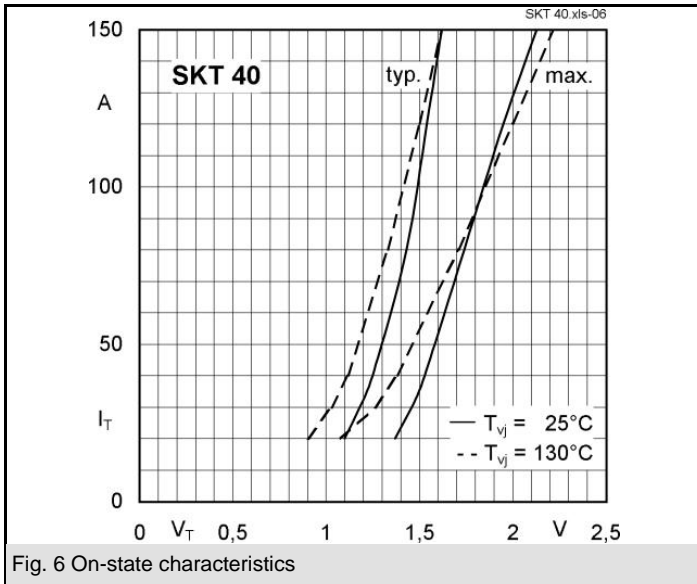
$V_{RSM}$ V	$V_{RRM}, V_{DRM}$ V	$I_{TRMS} = 63$ A (maximum value for continuous operation) $I_{TAV} = 40$ A (sin. 180; $T_c = 80$ °C)	
500	400	SKT 40/04D	
700	600	SKT 40/06D	
900	800	SKT 40/08D	
1300	1200	SKT 40/12E	
1500	1400	SKT 40/14E	
1700	1600	SKT 40/16E	
1900	1800	SKT 40/18E	

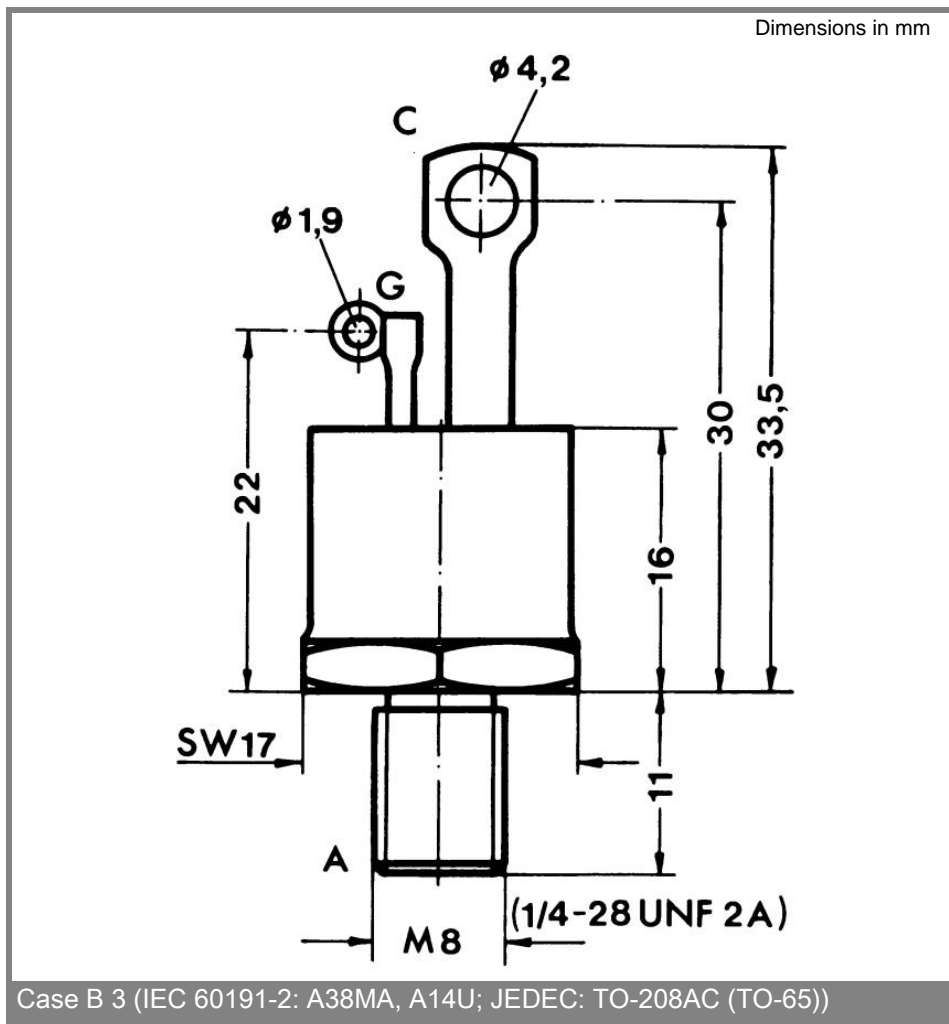
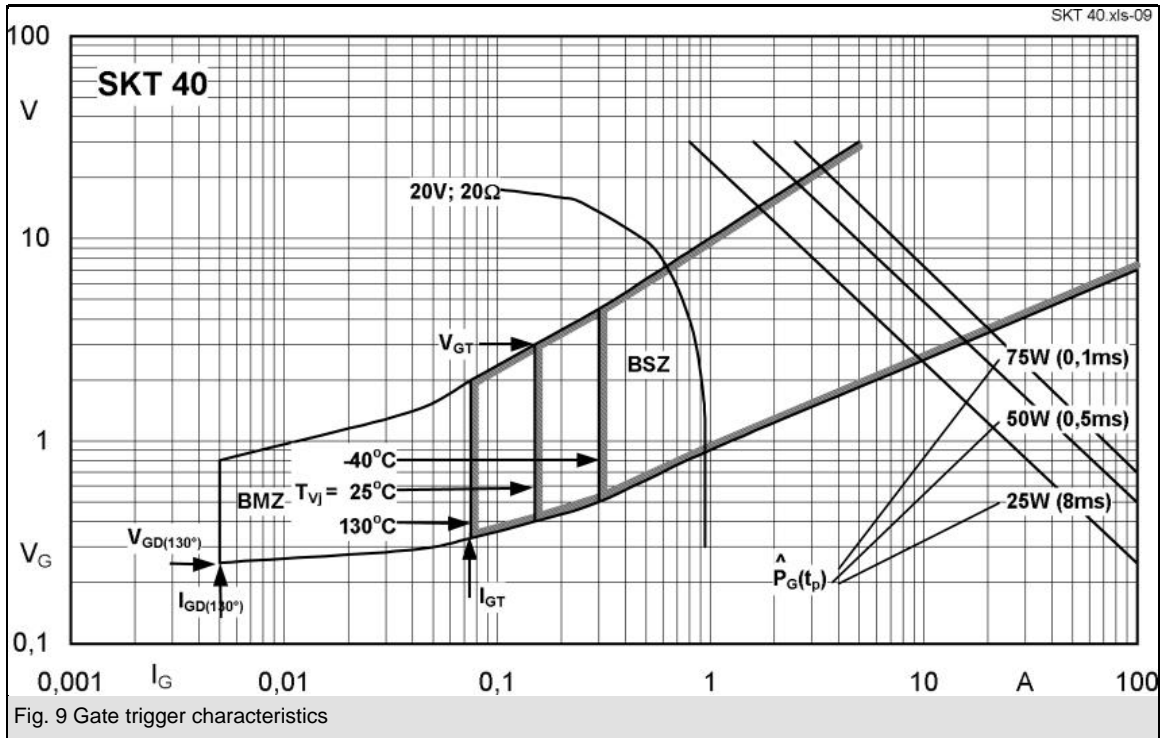
Symbol	Conditions	Values	Units
$I_{TAV}$	sin. 180; $T_c = 100$ (85) °C;	28 (37)	A
$I_D$	K5; $T_a = 45$ °C; B2 / B6	24 / 33	A
	K3; $T_a = 45$ °C; B2 / B6	34 / 48	A
$I_{RMS}$	K3; $T_a = 45$ °C; W1C	38	A
$I_{TSM}$	$T_{vj} = 25$ °C; 10 ms	700	A
	$T_{vj} = 130$ °C; 10 ms	600	A
$i^2t$	$T_{vj} = 25$ °C; 8,35 ... 10 ms	2500	A <sup>2</sup> s
	$T_{vj} = 130$ °C; 8,35 ... 10 ms	1800	A <sup>2</sup> s
$V_T$	$T_{vj} = 25$ °C; $I_T = 120$ A	max. 1,95	V
$V_{T(TO)}$	$T_{vj} = 130$ °C	max. 1	V
$r_T$	$T_{vj} = 130$ °C	max. 9	mΩ
$I_{DD}, I_{RD}$	$T_{vj} = 130$ °C; $V_{RD} = V_{RRM}, V_{DD} = V_{DRM}$	max. 8	mA
$t_{gd}$	$T_{vj} = 25$ °C; $I_G = 1$ A; $di_G/dt = 1$ A/μs	1	μs
$t_{gr}$	$V_D = 0,67 * V_{DRM}$	1,5	μs
$(di/dt)_{cr}$	$T_{vj} = 130$ °C	max. 50	A/μs
$(dv/dt)_{cr}$	$T_{vj} = 130$ °C; SKT ...D / SKT ...E	max. 500 / 1000	V/μs
$t_q$	$T_{vj} = 130$ °C,	100	μs
$I_H$	$T_{vj} = 25$ °C; typ. / max.	100 / 200	mA
$I_L$	$T_{vj} = 25$ °C; $R_G = 33 \Omega$ ; typ. / max.	250 / 400	mA
$V_{GT}$	$T_{vj} = 25$ °C; d.c.	min. 3	V
$I_{GT}$	$T_{vj} = 25$ °C; d.c.	min. 150	mA
$V_{GD}$	$T_{vj} = 130$ °C; d.c.	max. 0,25	V
$I_{GD}$	$T_{vj} = 130$ °C; d.c.	max. 5	mA
$R_{th(j-c)}$	cont.	0,6	K/W
$R_{th(j-c)}$	sin. 180	0,66	K/W
$R_{th(j-c)}$	rec. 120	0,7	K/W
$R_{th(c-s)}$		0,2	K/W
$T_{vj}$		- 40 ... + 130	°C
$T_{stg}$		- 55 ... + 150	°C
$V_{isol}$		-	V~
$M_s$	to heatsink	4 (UNF: 2,5)	Nm
$a$		5 * 9,81	m/s <sup>2</sup>
$m$	approx.	2,2	g
Case		B 3	



SKT







This technical information specifies semiconductor devices but promises no characteristics. No warranty or guarantee expressed or implied is made regarding delivery, performance or suitability.