
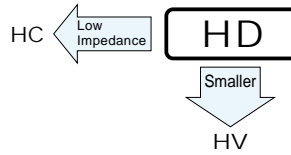


**HD** High Ripple Low Impedance series



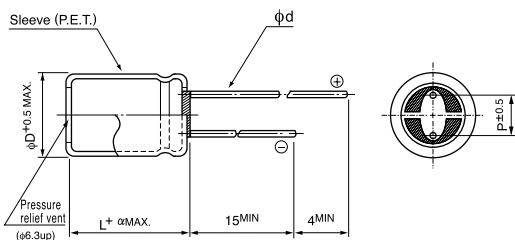
- Lower impedance at high frequency range.
- Smaller case size and high ripple current.
- Adapted to the RoHS directive (2002/95/EC).



## Specifications

Item	Performance Characteristics							
Category Temperature Range	-40 ~ +105°C							
Rated Voltage Range	6.3 ~ 50V							
Rated Capacitance Range	22 ~ 6800μF							
Capacitance Tolerance	±20% at 120Hz, 20°C							
Leakage Current	After 2 minutes' application of rated voltage, leakage current is not more than 0.01CV or 3 (μA), whichever is greater.							
tan δ	Rated voltage (V)	6.3	10	16	25	35	50	120Hz 20°C
	tan δ (MAX.)	0.22	0.19	0.16	0.14	0.12	0.10	
For capacitance of more than 1000μF, add 0.02 for every increase of 1000μF.								
Stability at Low Temperature	Rated voltage (V)	6.3	10	16	25	35	50	120Hz
	Impedance ratio ZT / Z20 (MAX.)	Z-25°C / Z+20°C	2	2	2	2	2	
		Z-40°C / Z+20°C	3	3	3	3	3	3
Endurance	After an application of D.C. bias voltage plus the rated ripple current for 5000 hours (φD ≤ 6.3 : 2000 hours, φD=8 : 3000 hours, φD=10 : 4000 hours) at 105°C the peak voltage shall not exceed the rated D.C. voltage, capacitors meet the characteristic requirements listed below.							
	Capacitance change	Within ± 25% of initial value						
	tan δ	200% or less of initial specified value						
	Leakage current	Initial specified value or less						
Marking	Printed with white color letter on black sleeve.							

## Radial Lead Type

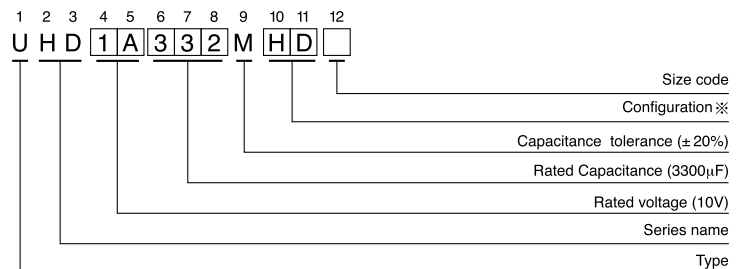


		(mm)				
α	(L < 20)	1.5				
	(L ≥ 20)	2.0				
φD	5	6.3	8	10	12.5	16
P	2.0	2.5	3.5	5.0	5.0	7.5
φd	0.5	0.5	0.6	0.6	※0.6	0.8

※ In case L > 25 for the φ12.5 dia. unit, lead dia. φd = 0.8mm.

- Please refer to page 21 about the end seal configuration.

## Type numbering system (Example : 10V 3300μF)



### ※ Configuration

φ D	Pb-free leadwire Pb-free PET sleeve
5	DD
6.3	ED
8 · 10	PD
12.5 · 16	HD

Please refer to page 21, 22, 23 about the formed or taped product spec.  
Please refer to page 3 for the minimum order quantity.

● Dimension table in next page.

### Standard ratings

V (Code)		6.3 (0J)				10 (1A)			
Cap. (μF)	Item Code	Case size φD × L (mm)	Impedance (Ω) MAX.		Rated ripple (mArms) 105°C / 100kHz	Case size φD × L (mm)	Impedance (Ω) MAX.		Rated ripple (mArms) 105°C / 100kHz
			20°C / 100kHz	-10°C / 100kHz			20°C / 100kHz	-10°C / 100kHz	
100	101					5 × 11	0.30	1.0	250
150	151	5 × 11	0.30	1.0	250				
220	221					6.3 × 11	0.13	0.41	405
330	331	6.3 × 11	0.13	0.41	405				
470	471					8 × 11.5	0.072	0.22	760
560	561	8 × 11.5	0.072	0.22	760				
680	681					8 × 15	0.056	0.17	995
		▲10 × 12.5	0.053	0.16	1030				
820	821	8 × 15	0.056	0.17	995				
1000	102					8 × 20	0.041	0.13	1250
		▲10 × 16	0.038	0.12	1430				
1200	122	8 × 20	0.041	0.13	1250	10 × 20	0.023	0.069	1820
		▲10 × 16	0.038	0.12	1430				
1500	152	10 × 20	0.023	0.069	1820	10 × 25	0.022	0.066	2150
2200	222	10 × 25	0.022	0.066	2150	12.5 × 20	0.021	0.053	2360
3300	332	12.5 × 20	0.021	0.053	2360	12.5 × 25	0.018	0.045	2770
3900	392					12.5 × 31.5	0.016	0.041	3290
		▲16 × 20	0.018	0.045	3140				
4700	472	12.5 × 31.5	0.016	0.041	3290	12.5 × 35.5	0.015	0.039	3400
5600	562								
		▲16 × 20	0.018	0.045	3140				
6800	682	16 × 25	0.016	0.043	3460				

V (Code)		16 (1C)				25 (1E)			
Cap. (μF)	Item Code	Case size φD × L (mm)	Impedance (Ω) MAX.		Rated ripple (mArms) 105°C / 100kHz	Case size φD × L (mm)	Impedance (Ω) MAX.		Rated ripple (mArms) 105°C / 100kHz
			20°C / 100kHz	-10°C / 100kHz			20°C / 100kHz	-10°C / 100kHz	
47	470					5 × 11	0.30	1.0	250
56	560	5 × 11	0.30	1.0	250				
100	101					6.3 × 11	0.13	0.41	405
120	121	6.3 × 11	0.13	0.41	405				
220	221					8 × 11.5	0.072	0.22	760
330	331					8 × 15	0.056	0.17	995
		▲10 × 12.5	0.053	0.16	1030				
470	471					8 × 20	0.041	0.13	1250
		▲10 × 12.5	0.053	0.16	1030	▲10 × 16	0.038	0.12	1430
680	681					10 × 20	0.023	0.069	1820
		▲10 × 16	0.038	0.12	1430				
820	821					10 × 25	0.022	0.066	2150
1000	102	10 × 20	0.023	0.069	1820	12.5 × 20	0.021	0.053	2360
1200	122	10 × 25	0.022	0.066	2150				
1500	152	12.5 × 20	0.021	0.053	2360	12.5 × 25	0.018	0.045	2770
1800	182					12.5 × 31.5	0.016	0.041	3290
		▲16 × 20	0.018	0.045	3140				
2200	222	12.5 × 25	0.018	0.045	2770	12.5 × 35.5	0.015	0.039	3400
2700	272								
		▲16 × 20	0.018	0.045	3140				
3300	332	12.5 × 35.5	0.015	0.039	3400				
3900	392	16 × 25	0.016	0.043	3460				

▲ : In this case, [6] will be put at 12th digit of type numbering system.

### Standard ratings

V (Code) Cap. (μF) / Item Code		35 (1V)				50 (1H)			
		Case size φD × L (mm)	Impedance (Ω) MAX.		Rated ripple (mArms) 105°C / 100kHz	Case size φD × L (mm)	Impedance (Ω) MAX.		Rated ripple (mArms) 105°C / 100kHz
			20°C / 100kHz	-10°C / 100kHz			20°C / 100kHz	-10°C / 100kHz	
22	220					5 × 11	0.34	1.18	238
33	330	5 × 11	0.30	1.0	250				
56	560	6.3 × 11	0.13	0.41	405	6.3 × 11	0.14	0.50	385
100	101					8 × 11.5	0.074	0.22	724
120	121					8 × 15	0.061	0.18	950
150	151	8 × 11.5	0.072	0.22	760	10 × 12.5	0.061	0.18	979
180	181					8 × 20	0.046	0.14	1190
220	221	8 × 15	0.056	0.17	995	10 × 16	0.042	0.12	1370
		▲10 × 12.5	0.053	0.16	1030				
270	271	8 × 20	0.041	0.13	1250	10 × 20	0.030	0.090	1580
330	331	10 × 16	0.038	0.12	1430	10 × 25	0.028	0.085	1870
470	471	10 × 20	0.023	0.069	1820	12.5 × 20	0.027	0.068	2050
560	561	10 × 25	0.022	0.066	2150	12.5 × 25	0.023	0.059	2410
680	681	12.5 × 20	0.021	0.053	2360	12.5 × 31.5	0.021	0.052	2860
820	821					12.5 × 35.5	0.019	0.051	2960
						▲16 × 20	0.023	0.059	2730
1000	102	12.5 × 25	0.018	0.045	2770	16 × 25	0.021	0.056	3010
1200	122	12.5 × 31.5	0.016	0.041	3290				
		▲16 × 20	0.018	0.045	3140				
1500	152	12.5 × 35.5	0.015	0.039	3400				
1800	182	16 × 25	0.016	0.043	3460				

▲ : In this case, [6] will be put at 12th digit of type numbering system.

### Frequency coefficient of rated ripple current

Cap. (μF)	Frequency				
	50Hz	120Hz	1kHz	10kHz	100kHz
22 ~ 33	0.45	0.55	0.75	0.90	1.00
39 ~ 330	0.60	0.70	0.85	0.95	1.00
390 ~ 1000	0.65	0.75	0.90	0.98	1.00
1200 ~ 6800	0.75	0.80	0.95	1.00	1.00