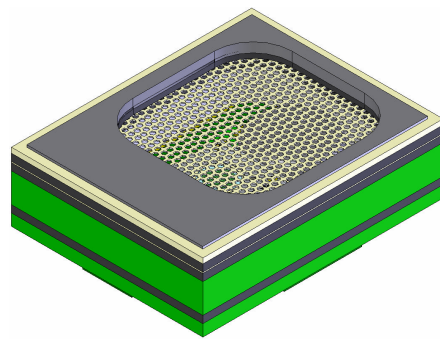


ULTRASONIC ACOUSTIC SENSOR



1. DESCRIPTION AND APPLICATION

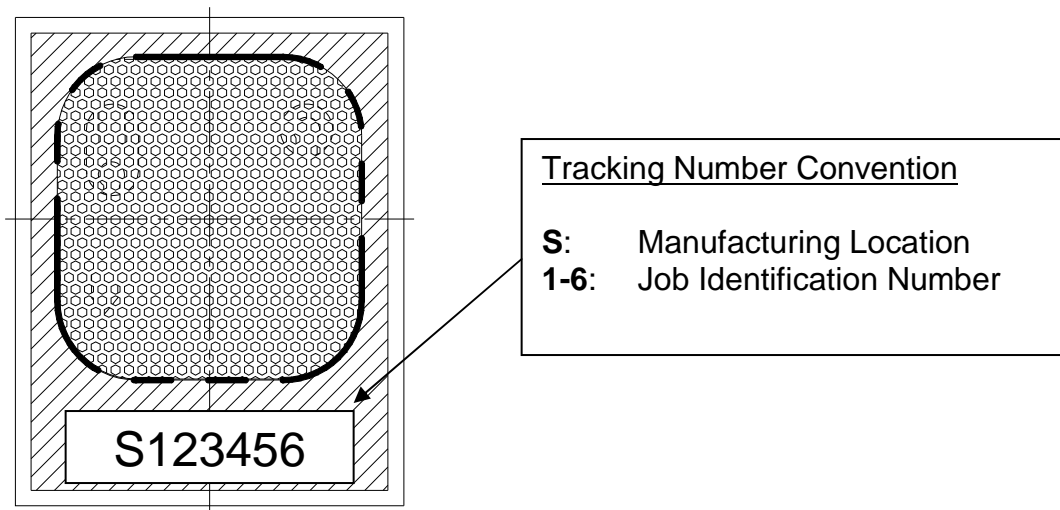
1.1. Description

Surface Mount Wide-Band Ultrasonic Acoustic Sensor

1.2. Applications

Hand held telecommunication devices, Positioning Sensing, Pneumatic Flow Sensing

2. PART MARKING



3. TEMPERATURE RANGE

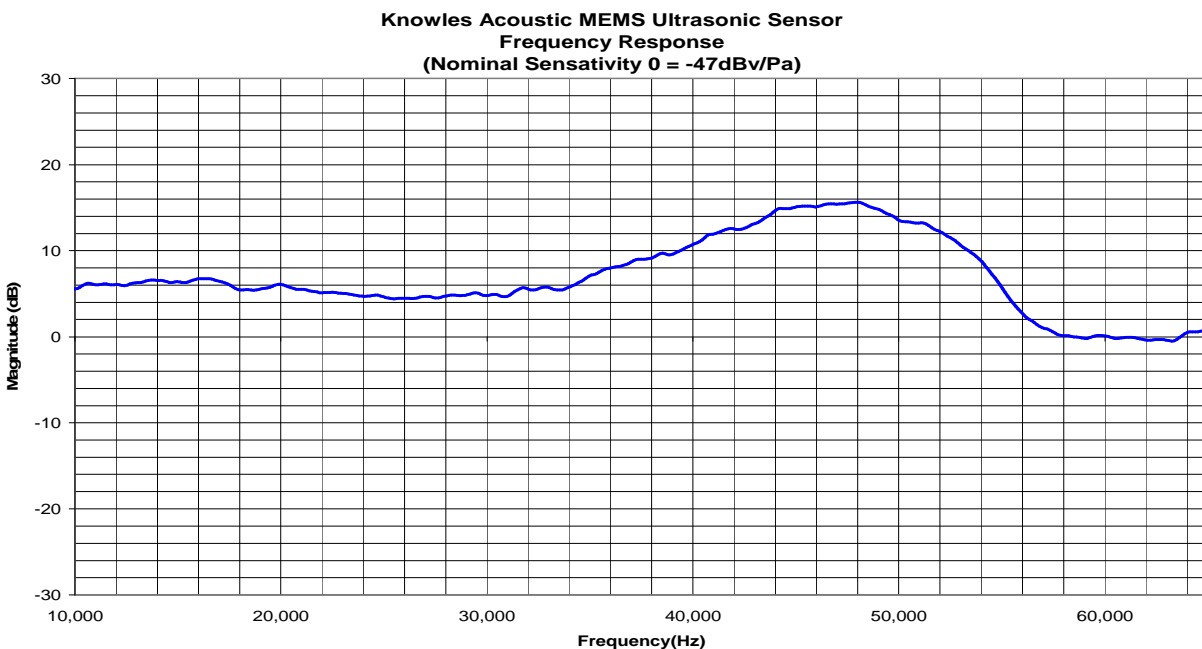
3.1. Operating Temperature Range: -40°C to +100°C

3.2. Storage Temperature Range: -40°C to +100°C

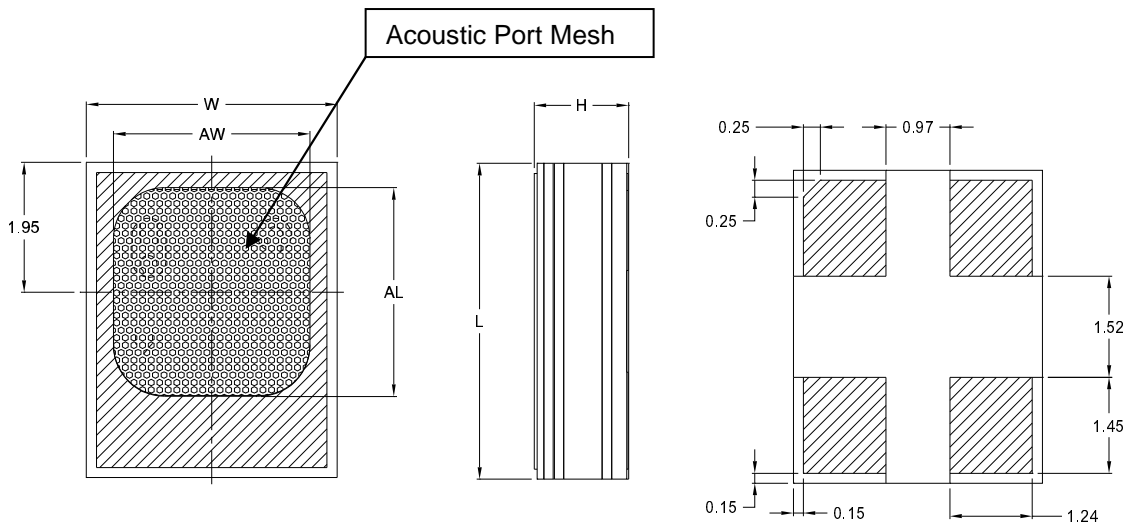
4. ACOUSTIC AND ELECTRICAL SPECIFICATIONS

	Symbol	Condition	Limits			Unit
			Min.	Nom.	Max.	
Directivity		Omni-directional				
Frequency Range	f		10k		65k	Hz
Sensitivity	S	@ 1kHz (0dB=1V/Pa)	-51	-47	-43	dB
Output impedance	ZOUT	@ 1kHz (0dB=1V/Pa)	n/a	n/a	300	Ω
Current Consumption	IDSS	across 1.5 to 3.6 volts	0.100	n/a	0.250	mA
Signal to Noise Ratio	S/N	@ 1kHz (0dB=1V/Pa)	55	59	n/a	dB
Supply Voltage	Vs		1.5	n/a	3.6	V
Typical Input Referred Noise	ENL	A-weighted	n/a	35	n/a	dB SPL
Sensitivity Loss across Voltage		Change in sensitivity over 3.6v to 1.5v	No Change Across Voltage Range			dB
Maximum Input Sound Level		At 100dB SPL, THD < 1% At 115dB SPL, THD = < 10%				dB

5. FREQUENCY RESPONSE CURVE



6. MECHANICAL SPECIFICATIONS



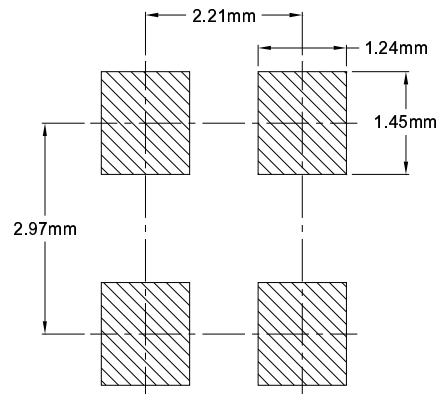
<u>Item</u>	<u>Dim.</u>	<u>Tol. (+/-)</u>	<u>Units</u>
(H) Height	1.40	0.10	mm
(L) Length	4.72	0.10	mm
(W) Width	3.76	0.10	mm
Acoustic Area			
(AW) Width	2.95	-	mm
(AL) Length	3.12	-	mm
Weight	0.07	g	
Coplanarity	<0.1	mm	

<u>PIN Designation</u>	
<u>Pin #</u>	<u>Function</u>
1	Output
2	Ground
3	Ground
4	Power

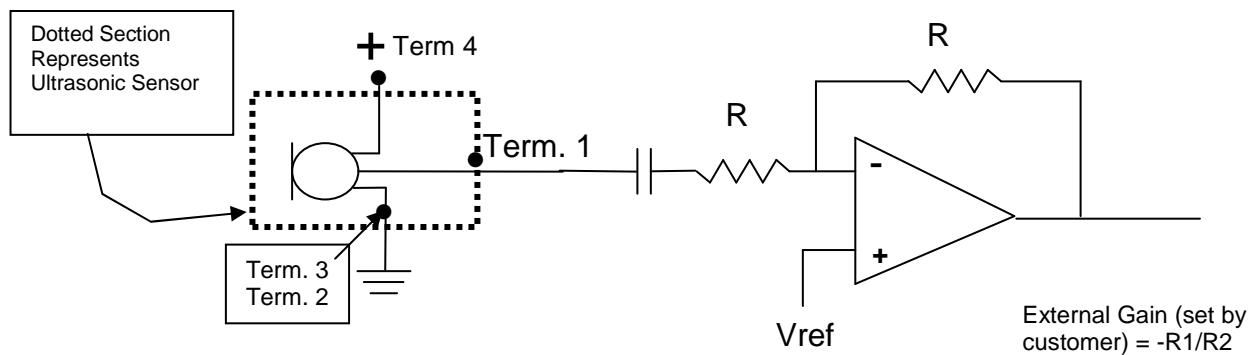
Note: Special care must be used so that the Acoustic Port Mesh area is not touched or disturbed during application.

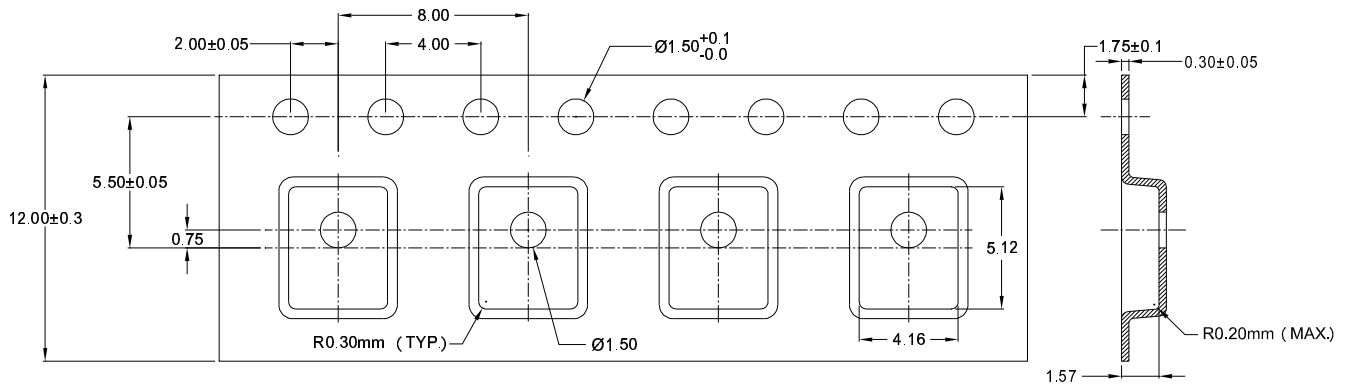
(Tolerance +/-0.15mm unless otherwise specified)

7. RECOMMENDED LAND PATTERN



8. RECOMMENDED INTERFACE CIRCUIT

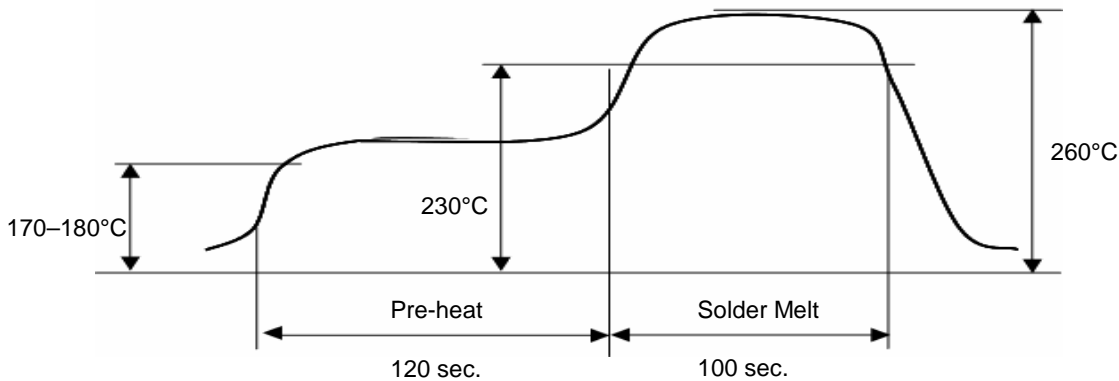


9. PACKAGE DETAIL


Model Number	Suffix	Reel Diameter	Quantity per Reel
SPM0204UD5	-2	7"	1,200
SPM0204UD5	-6	13"	4,800

Leader Length	800mm or minimum of 100 empty pockets
Label	Label applied to external package and direct to reel. Per JEDEC.
Empty Units	No consecutive empty pockets; No more than 3 empty pockets per reel. (Does not include empty pockets for leader/follower)

10. SOLDER REFLOW PROFILE



<u>Stage</u>	<u>Temperature Profile</u>	<u>Time (maximum)</u>
Pre-heat	170 ~ 180 C	120 sec.
Solder Melt	Above 230 C	100 sec.
Peak	260 C maximum	30 sec.

Notes:

- Do not pull a vacuum over the port hole of the microphone. Pulling a vacuum over the port hole can damage the device.
- Do not board wash after the reflow process. Board washing and cleaning agents can damage the device. Do not expose to ultrasonic processing or cleaning.
- Number of Reflow = recommend no more than 3 cycles.

11. ADDITIONAL NOTES

- (A) Packaging (reference SiSonic_Packaging_Spec.pdf)
- (B) Shelf life: Twelve (12) months when devices are to be stored in factory supplied, unopened ESD moisture sensitive bag under maximum environmental conditions of 30°C, 70% R.H.
- (C) Exposure: Devices should not be exposed to high humidity, high temperature environment. MSL (moisture sensitivity level) Class 2.
- (D) Out of bag: Maximum of 90 days out of ESD moisture sensitive bag, assuming maximum conditions of 30°C/70% R.H.

12. RELIABILITY SPECIFICATIONS

Note: After test conditions are performed, the sensitivity of the microphone shall not deviate more than 3dB from its initial value.

Test	Description
Thermal Shock	Microphone unit must operate when exposed to air-to-air thermal shock 100 cycles, from -40°C to $+125^{\circ}\text{C}$. (IEC 68-2-4),
High Temperature Storage Test	Microphone unit must maintain sensitivity after storage at $+105^{\circ}\text{C}$ for 1,000 hours. (IEC 68-2-2 Test Ba)
Low Temperature Storage Test	Microphone unit must maintain sensitivity after storage at -40°C for 1,000 hours. (IEC 68-2-1 Test Aa)
High Temperature Operating Test	Microphone unit must operate within sensitivity specifications for 1,000 hours at 105°C . (IEC 68-2-2 Test Ba)
Low Temperature Operating Test	Microphone unit must operate within sensitivity specifications for 1,000 hours at -40°C . (IEC 68-2-1 Test Aa)
Humidity Test	Tested under Bias at $85^{\circ}\text{C}/85\%$ R.H. for 1,000 hours. (JESD22-A101A-B)
Vibration Test	Microphone unit must operate under test condition: 4 cycles, from 20 to 2,000 Hz in each direction (x,y,z), 48 minutes, using peak acceleration of 20 G (+20%, -0%). (MIL 883E, method 2007.2, A)
Electrostatic Discharge	Tested to 8kV direct contact discharge to the case and tested to 2kV direct contact to I/O terminals.
Reflow	Microphone is tested to 5 passes through reflow oven, with microphone mounted upside-down under conditions of 260°C for 30 seconds maximum.
Mechanical Shock	Microphone must operate after exposure to shock test of 10,000 G per IEC 68-2-27, Ea.

