

HIGH VOLTAGE ASSEMBLED RECTIFIER

VOLTAGE RANGE 5000 to 16000 Volts CURRENT 0.75 Amperes

FEATURES

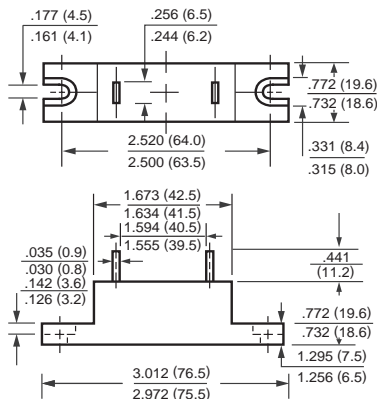
- * Low cost
- * Low leakage
- * Isolated case
- * Surge overload rating - 50 amperes peak
- * Mounting position: Any
- * Low forward voltage drop

MECHANICAL DATA

- * Epoxy: Device has UL flammability classification 94V-0



HVP



Dimensions in inches and (millimeters)

MAXIMUM RATINGS AND ELECTRICAL CHARACTERISTICS

Ratings at 25 °C ambient temperature unless otherwise specified.
 Single phase, half wave, 60 Hz, resistive or inductive load.
 For capacitive load, derate current by 20%.

MAXIMUM RATINGS (At TA = 25°C unless otherwise noted)

RATINGS	SYMBOL	HVP5	HVP8	HVP10	HVP12	HVP14	HVP15	HVP16	UNITS
Maximum Recurrent Peak Reverse Voltage	V _{RRM}	5	8	10	12	14	15	16	K Volts
Maximum RMS Voltage	V _{RMS}	3.5	5.6	7.0	8.4	9.8	10.5	11.2	K Volts
Maximum DC Blocking Voltage	V _{DC}	5	8	10	12	14	15	16	K Volts
Maximum Average Forward Rectified Current at TA = 50°C	I _O	750							mAmps
Peak Forward Surge Current 8.3 ms single half sine-wave superimposed on rated load (JEDEC method)	I _{FSM}	50							Amps
Operating and Storage Temperature Range	T _J , T _{STG}	-20 to + 135							°C

ELECTRICAL CHARACTERISTICS (At TA = 25°C unless otherwise noted)

CHARACTERISTICS	SYMBOL	HVP5	HVP8	HVP10	HVP12	HVP14	HVP15	HVP16	UNITS
Maximum Instantaneous Forward Voltage at 0.35A DC	V _F	8.0	14.0						Volts
Maximum DC Reverse Current at Rated DC Blocking Voltage	I _R	5.0							uAmps

NOTES: Enough heat sink must be considered in application.

RATING AND CHARACTERISTIC CURVES (HVP5 THRU HVP16)

FIG. 1 - TYPICAL FORWARD CURRENT DERATING CURVE

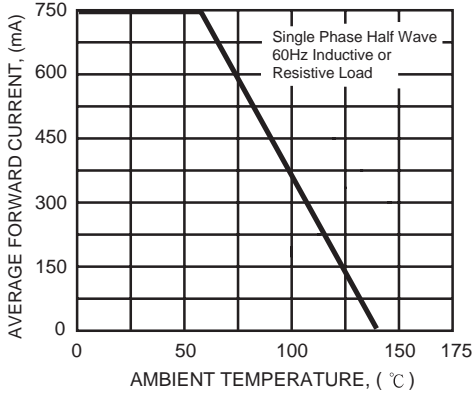


FIG. 2 - MAXIMUM NON-REPETITIVE FORWARD SURGE CURRENT

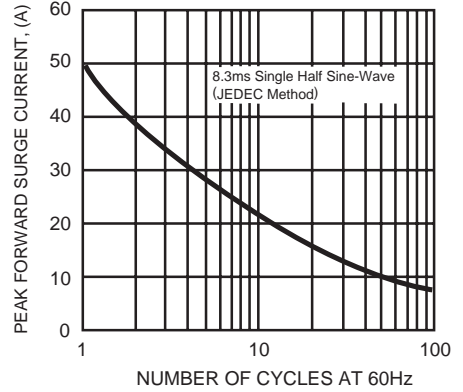


FIG. 3 - TYPICAL REVERSE CHARACTERISTICS

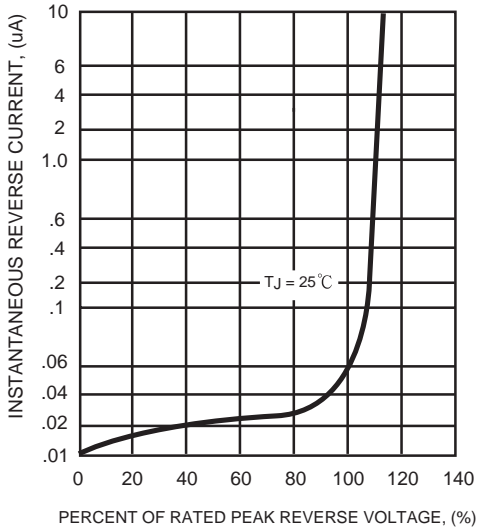


FIG. 4 - TYPICAL INSTANTANEOUS FORWARD CHARACTERISTICS

