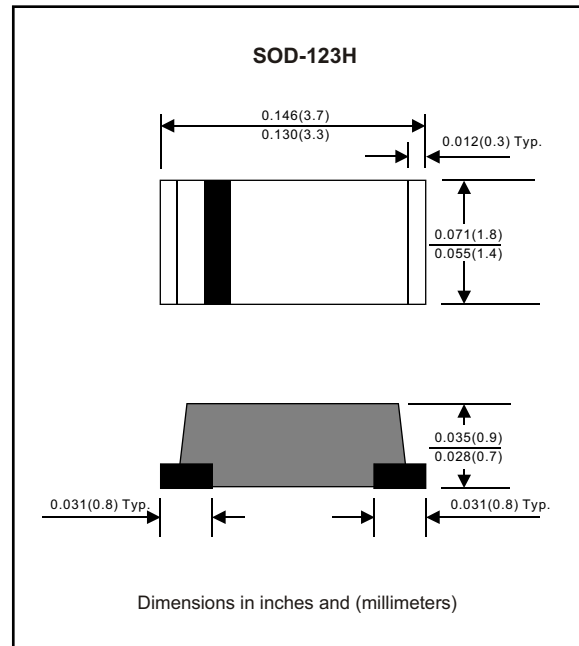


# SL12-MH THRU SL14-MH

Silicon epitaxial planer type

## Features

- Plastic package has Underwriters Laboratory Flammability Classification 94V-O Utilizing Flame Retardant Epoxy Molding Compound.
- For surface mounted applications.
- Exceeds environmental standards of ML-S-19500 / 228
- Low leakage current



## Mechanical data

Case : Molded plastic, JEDEC SOD-123H  
 Terminals : Solder plated, solderable per MIL-STD-750, Method 2026  
 Polarity : Indicated by cathode band  
 Mounting Position : Any  
 Weight : 0.0393 gram

## MAXIMUM RATINGS (AT $T_A=25^{\circ}C$ unless otherwise noted)

PARAMETER	CONDI TIONS	Symbol	MI N.	TYP.	MAX.	UNI T
Forward recti fied current	See Fig. 2	$I_O$			1.0	A
Forward surge current	8.3ms single half sine-wave superimposed on rate load (JEDEC methode)	$I_{FSM}$			25	A
Reverse current	$V_R = V_{RRM} T_A = 25^{\circ}C$	$I_R$			1.0	mA
	$V_R = V_{RRM} T_A = 100^{\circ}C$				10	mA
Thermal resi stance	Juncti on to ambient	$R_{JA}$		42		$^{\circ}C / w$
Di ode juncti on capaci tance	$f=1MHz$ and applied 4vDC reverse vol tage	$C_J$		130		pF
Storage temperature		$T_{STG}$	-55		+150	$^{\circ}C$

SYMBOLS	MARKING CODE	$V_{RRM}^{*1}$ (V)	$V_{RMS}^{*2}$ (V)	$V_R^{*3}$ (V)	$V_F^{*4}$ (V)	Operating temperature ( $^{\circ}C$ )
SL12-MH	L2	20	14	20	0.38	-55 to +125
SL13-MH	L3	30	14	20	0.40	
SL14-MH	L4	40	28	40	0.40	

\*1 Repeti ti ve peak reverse vol tage  
 \*2 RMS vol tage  
 \*3 Conti nuous reverse vol tage  
 \*4 Maxi mum forward vol tage

# RATING AND CHARACTERISTIC CURVES (SL12-MH THRU SL14-MH)

FIG.1-TYPICAL FORWARD CHARACTERISTICS

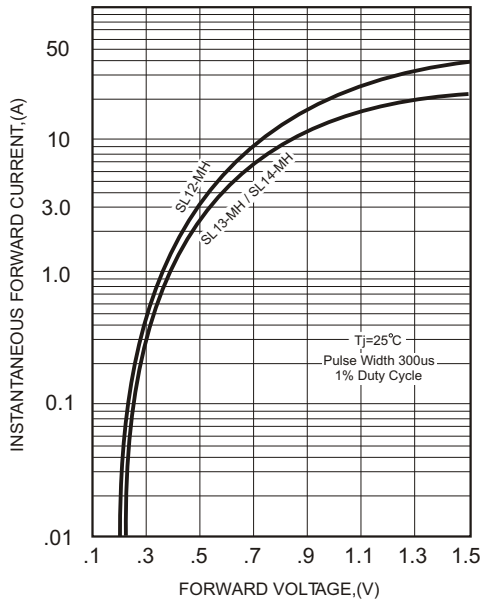


FIG.2-TYPICAL FORWARD CURRENT DERATING CURVE

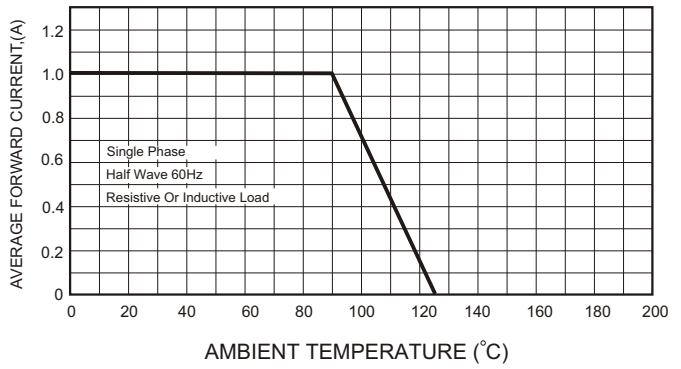


FIG.4-MAXIMUM NON-REPETITIVE FORWARD SURGE CURRENT

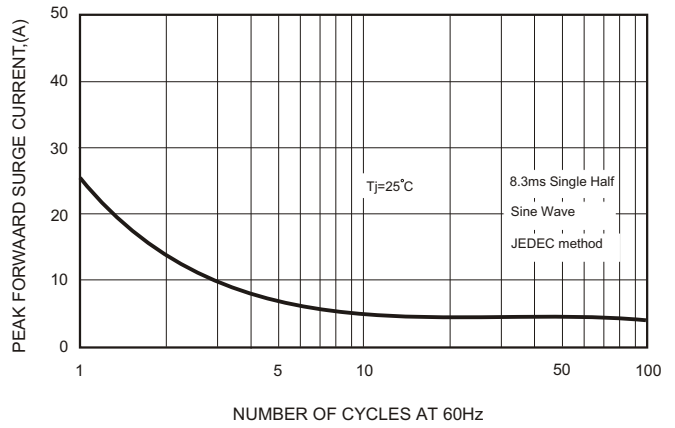


FIG.3 - TYPICAL REVERSE CHARACTERISTICS

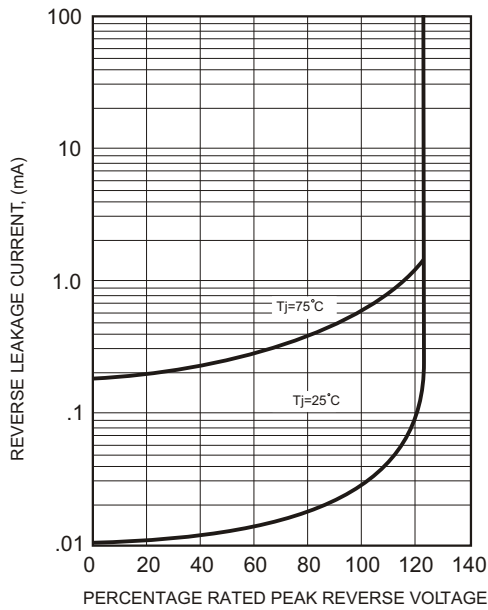


FIG.5-TYPICAL JUNCTION CAPACITANCE

