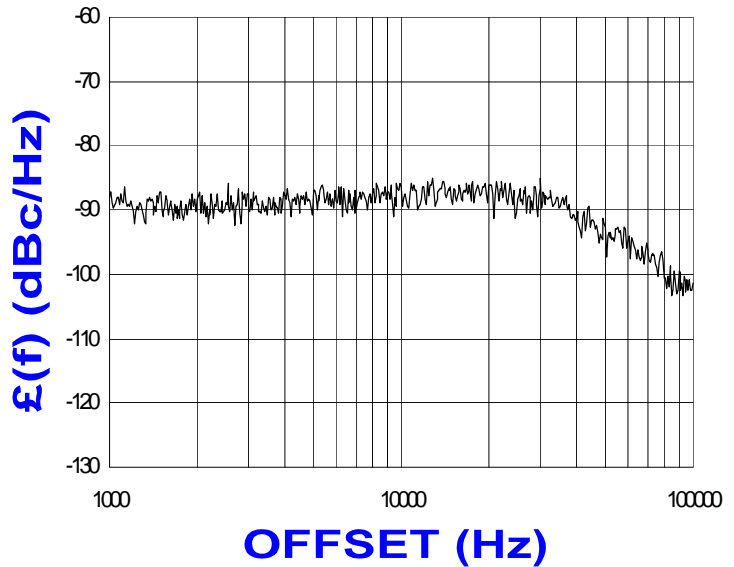




PHASE NOISE (1 Hz BW, typical)



FEATURES

- Frequency Range: 4880 - 4920 MHz
- Step Size: 1000 KHz
- PLL - Style Package

APPLICATIONS

- HIPERLAN
- Microwave Radios
- Wireless Broadband Access

PERFORMANCE SPECIFICATIONS

	VALUE	UNITS
Frequency Range	4880 - 4920	MHz
Phase Noise @ 10 kHz offset (1 Hz BW, typ.)	-86	dBc/Hz
Harmonic Suppression (2nd, typ.)	-25	dBc
Sideband Spurs (typ.)	-70	dBc
Power Output	4±2	dBm
Load Impedance	50	Ω
Step Size	1000	KHz
Charge Pump Output Current	5000	μ A
Switching Speed (typ., adjacent channel)	0.1	mSec
Startup Lock Time (typ.)	0.5	mSec
Operating Temperature Range	-40 to 85	$^{\circ}$ C
Package Style	PLL	

POWER SUPPLY REQUIREMENTS

Supply Voltage (Vcc, nom.)	5	Vdc
Supply Current (Icc, typ.)	38	mA

All specifications are typical unless otherwise noted and subject to change without notice.

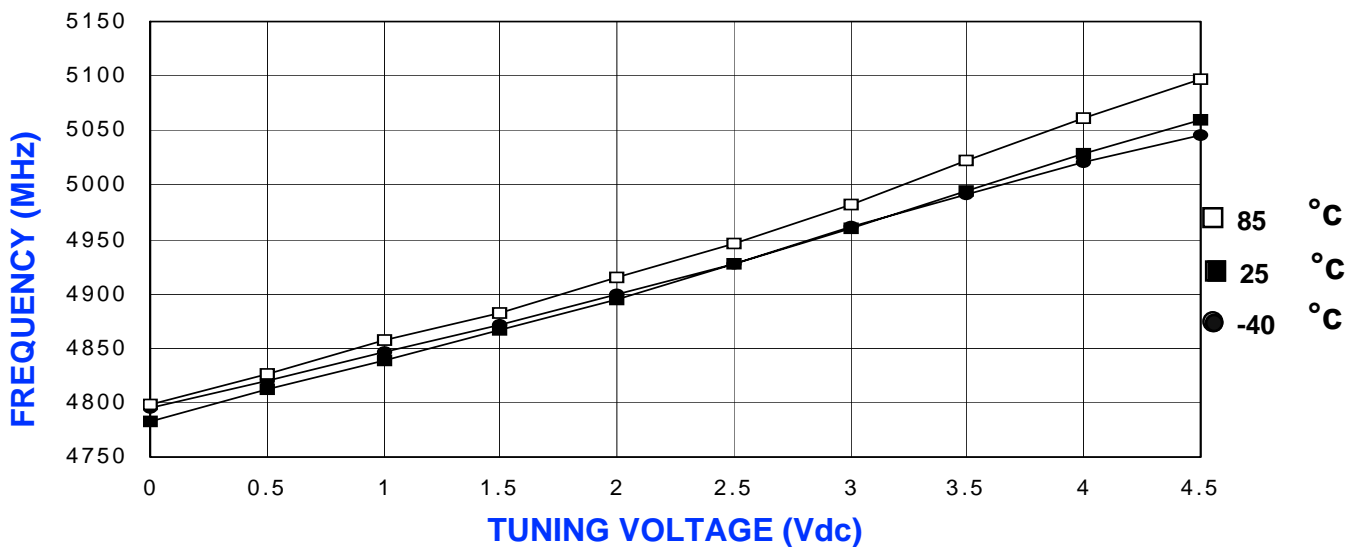
APPLICATION NOTES

- AN-107 : How to Solder Z-COMM VCOs / PLLs
- AN-200 : Mounting and Grounding of Z-COMM PLLs
- AN-201 : PLL Fundamentals AN-202 : PLL Functional Description

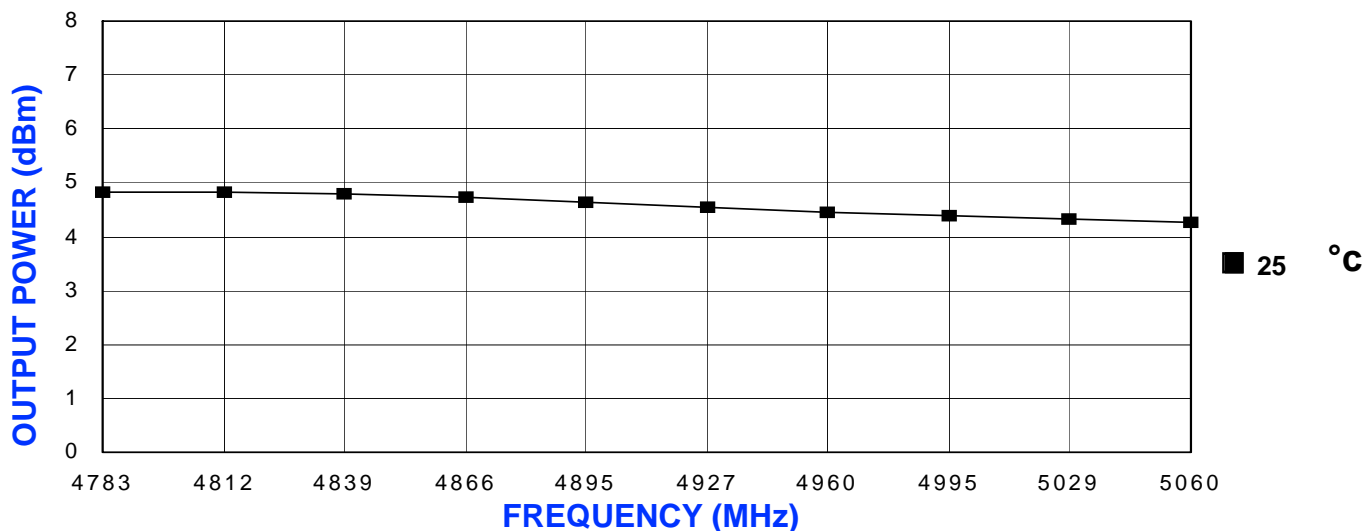
NOTES:

Reference Oscillator Signal: $5 \text{ MHz} < f_{\text{osc}} < 100 \text{ MHz}$ Prescaler: 32
 Frequency Synthesizer: Analog Devices - ADF4106

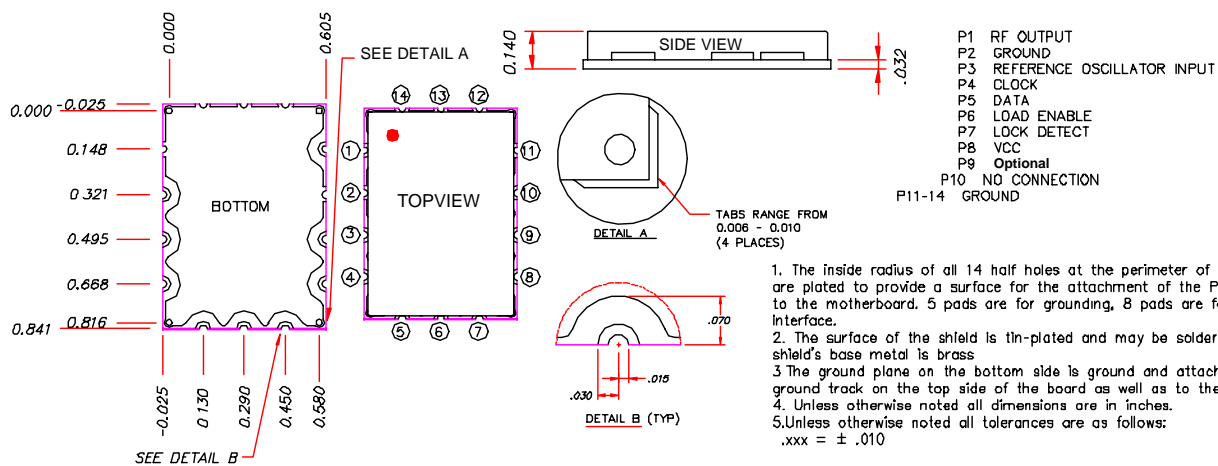
VCO TUNING CURVE, typ.



VCO POWER CURVE, typ.



PHYSICAL DIMENSIONS



- P1 RF OUTPUT
- P2 GROUND
- P3 REFERENCE OSCILLATOR INPUT
- P4 CLOCK
- P5 DATA
- P6 LOAD ENABLE
- P7 LOCK DETECT
- P8 VCC
- P9 Optional
- P10 NO CONNECTION
- P11-14 GROUND

1. The inside radius of all 14 half holes at the perimeter of the board are plated to provide a surface for the attachment of the PLL Module to the motherboard. 5 pads are for grounding, 8 pads are for signal interface.
2. The surface of the shield is tin-plated and may be soldered to. The shield's base metal is brass.
3. The ground plane on the bottom side is ground and attaches to a ground track on the top side of the board as well as to the shield.
4. Unless otherwise noted all dimensions are in inches.
5. Unless otherwise noted all tolerances are as follows:
.xxx = ± .010