

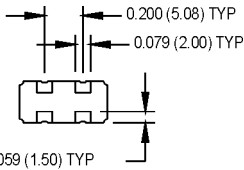
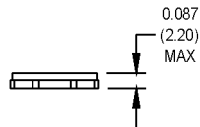
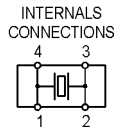
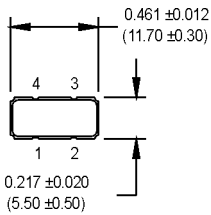
PJ Surface Mount Crystals

5.5 x 11.7 x 2.2 mm



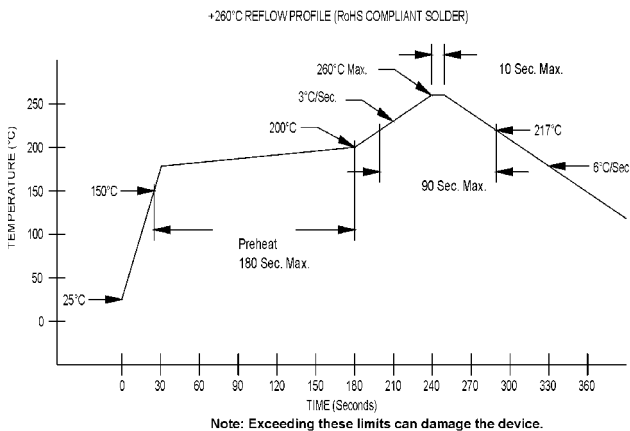
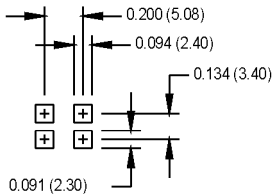
Ordering Information

Product Series	PJ	1	P	P	XX	MHz
Temperature Range	1: -10°C to +70°C		2: -40°C to +85°C		3: -10°C to +60°C	
Tolerance	J: ±30 ppm		M: ±50 ppm		P: ±100 ppm	
Stability	J: ±30 ppm		M: ±50 ppm		P: ±100 ppm	
Load Capacitance	Blank: 18 pF (std)		S: Series Resonant		XX: Customer Specified 10 pF to 32 pF	
Frequency (Customer Specified)						



All dimensions in inches (mm).

SUGGESTED SOLDER PAD LAYOUT



Note: Exceeding these limits can damage the device.

Electrical/Environmental Specifications

PARAMETERS	VALUE
Frequency Range*	3.579545 to 30.000 MHz
Tolerance @ +25°C	See Table Above
Stability	See Table Above
Aging	±5 ppm/yr. Max.
Shunt Capacitance	7 pF Max.
Load Capacitance	18 pF Std.
Standard Operating Conditions	See Table Above
Equivalent Series Resistance (ESR), Max.	
Fundamental (AT-cut)	
3.579 to 3.999 MHz	200 Ω
4.000 to 7.999 MHz	150 Ω
8.000 to 9.999 MHz	100 Ω
10.000 to 19.999 MHz	80 Ω
20.000 to 30.000 MHz	50 Ω
Drive Level	100 μW Max.
Mechanical Shock	MIL-STD-202, Method 213, C
Vibration	MIL-STD-202, Method 201 & 204
Thermal Cycle	MIL-STD-883, Method 1010, B

* Because this product is based on AT-strip technology, not all frequencies in the range stated are available. Contact the factory for availability of specific frequencies.

MtronPTI Lead Free Solder Profile

