



Pacific Wireless

693 E. Draper Heights Way Suite 210
Draper, UT 84020
TEL (801) 572-3024
FAX (801) 572-3025
www.pacwireless.com

PAWOD24 DATA SHEET

Vertically Polarized Omni Directional Antennas

2400 to 2485 MHz Operation

Features

- 9 and 12 dB Antenna Gain
- 12dB has 3 Deg Electrical Downtilt Standard
- 9dBi has 0 deg or 7deg electrical downtilt options
- Type N Female Integrated Bulkhead Connector
- 12dB has optional 24" Pigtail with N Male or N Female Connector
- Rugged, Lightweight and Waterproof

Applications

- 2.4 GHz ISM Band Applications
- 802.11b and 802.11g Wireless Systems
- Point to Multi-point Systems
- Base Station Antennas
- Wireless Broadband Systems
- WiFi Access Points



9dB Omni

Description

The Omni Directional antenna systems offered by Pacific Wireless are constructed of UV-stable fiberglass with all stainless steel brackets standard. They come standard with Type N female bulkhead connectors with extra heavy duty nuts for optional standoff type mounting. The 12dBi has a 3 Deg Electrical Downtilt standard. It also has 24" pigtail option with N Female or N Male connectors for direct connection to outdoor access points. The 9dBi is available with 0 degree electrical downtilt and 7 degree electrical downtilt which is perfect for close-in wireless systems such as apartment complexes. Because of their unique high performance design which eliminates nulls, they can be used in a wide variety of wireless systems.

Specifications

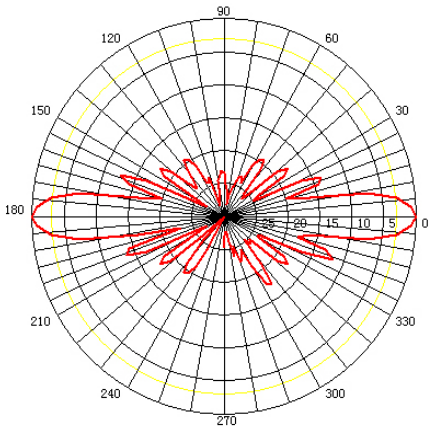
Parameter	Min	Typ	Max	Units
<i>Frequency Range</i>	2400		2485	MHz
<i>Input Return Loss (S₁₁)</i>		-14		dB
<i>VSWR</i>		1.5:1		
<i>Impedance</i>		50		OHM
<i>Input Power</i>			100	W
<i>Pole Diameter (OD)</i>	1 25		2 50	inch mm
<i>Operating Temperature</i>	-40		+70	Deg C

2400 - 2485 MHz	OD24-9	OD24-12
<i>Gain</i>	9dBi	12dBi
<i>Vertical Beam Width</i>	14deg	7 deg
<i>Electrical Downtilt</i>	0 deg or 7 deg	3 deg
<i>Rated Wind Velocity</i>	125mph (56 M/sec)	125mph (56 M/sec)
<i>Weight</i>	1.1 Lbs (0.5Kg)	1.4 Lbs (0.6Kg)
<i>Dimension (L +/-1.0") Diameter Approx. 0.6" (15mm)</i>	27" (69cm)	48" (122cm)

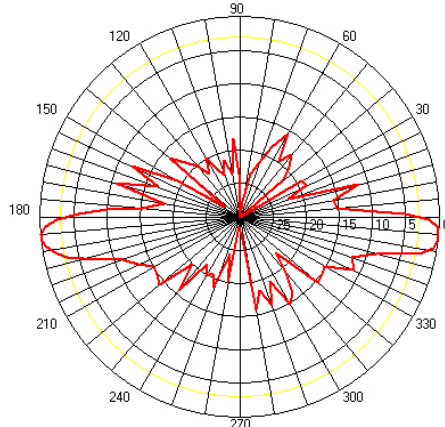


12dB Omni with Pigtail

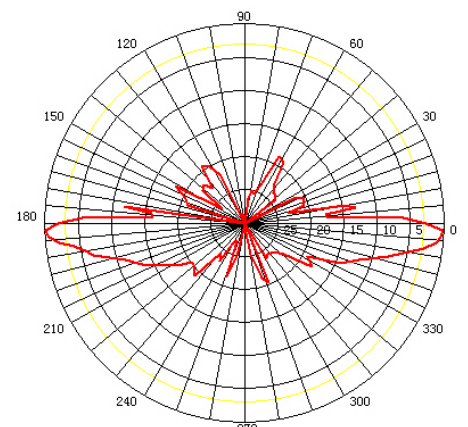
Antenna Patterns at 2.45GHz



9dB Vertical Antenna Pattern
0 Deg Elec Downtilt – E Plane



9dB Vertical Antenna Pattern
7 Deg Elec Downtilt – E Plane



12dB Vertical Antenna Pattern
3 Deg Elec Downtilt – E Plane

Notes:

- All shipments F.O.B. Pacific Wireless Bluffdale, UT 84065
- All antennas carry a 2 Year Warranty



Closeup of standard stainless steel bracket and bulkhead N connector

System Ordering: OD24- - -

Antenna Gain

9 = 9dBi
12 = 12dBi

Electrical Downtilt Options – (9dBi Only)

Blank = 0 Degrees Electrical Downtilt
D7 = 7 Degrees Electrical Downtilt

Options

Blank = N Female Integrated Connector and stainless steel bracket
SM = N Female Integrated Connector and Powder Coat Painted Standoff Mount
P = 24" Pigtail with N Male (12dBi only)
PF = 24" Pigtail with N Female (12dBi Only)



9dBi Omni with Optional Standoff Type Mount

For further information contact:



Pacific Wireless
693 E. Draper Heights Way Suite 210
Draper, UT 84020
TEL (801) 572-3024
FAX (801) 572-3025
www.pacwireless.com