

Electro-Optical Characteristics :

$I_F@20mA, T_a25^{\circ}C$

Code for parts	Lighting Color	Material	V _F (V)		λ (nm)			I _v * (mcd)
			typ.	max	λ _D	λ _P	Δλ	typ.
MLM-192CBS	Blue	GaN	4.0	4.7	468	430	65	6
MLM-192NB	Blue	InGaN	4.0	4.5	470	468	45	25
MLM-192CB	Blue	InGaN	3.5	4.2	470	468	26	18
MLM-192CBG	Blue Green	InGaN	3.5	4.2	505	502	30	40
MLM-192CG	Green	InGaN	3.5	4.2	525	523	36	45
MLM-192CWS	White	GaN	4.0	4.5	X=0.29 Y=0.29	428	-	6
MLM-192CW	White	InGaN	4.0	4.5	X=0.29 Y=0.31	468	-	20
MLM-192NW	White	InGaN	4.0	4.5	X=0.29 Y=0.31	468	-	25

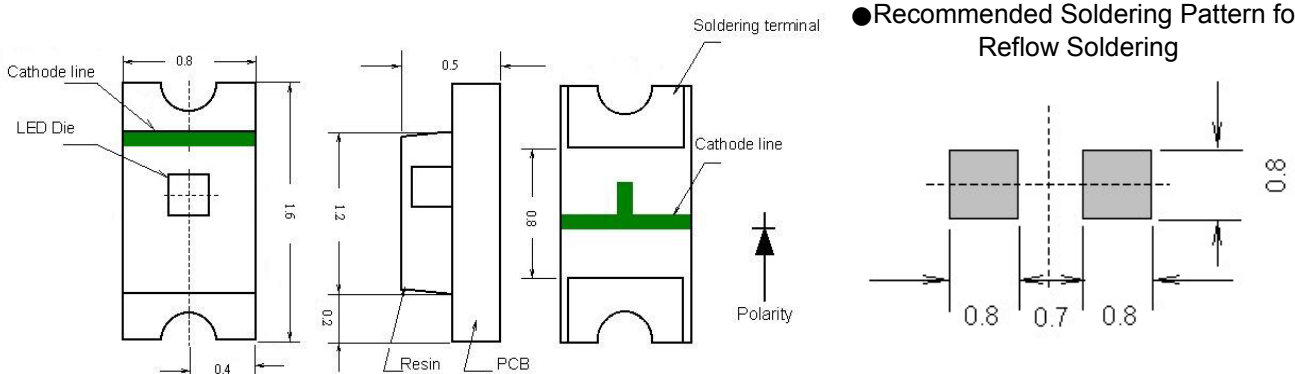
Absolute Maximum Ratings :

(T_a25°C)

Series	P _d (mW)	I _F (mA)	I _{FP} (mA)	V _R (V)	T _{OP} (°C)	T _{st} (°C)
MLM-192CBS	70	15	100**	5	-30~+80	-40~+85
MLM-192 Series	84	20	100**			
MLM-192NB	90	20	80**			

**Condition for I_{FP} is pulse of 1/10 duty and 0.1msec width

Package Outline Dimensions :



All dimension in mm

Drawing no scale

Tol. : +/-0.1mm



MICRO ELECTRONICS LTD.

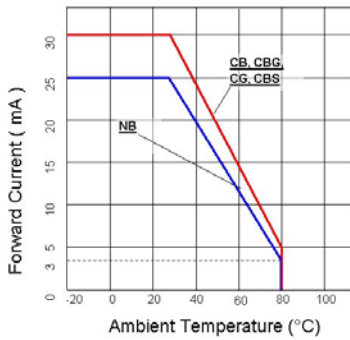
G/F, 38 Hung To Road, Kwun Tong, Kowloon, Hong Kong.

Kwun Tong P.O. BOX 69477, Hong Kong. TEL: (852) 23430181 FAX: (852) 23410321

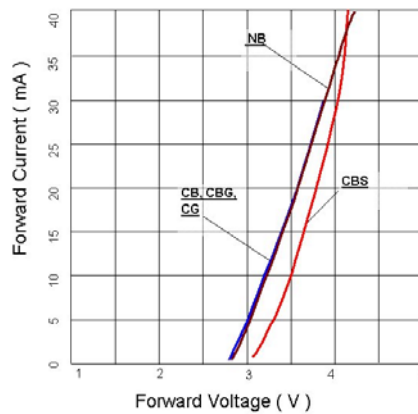
HOME PAGE: <http://www.microelectr.com.hk> E-MAIL ADDRESS: common@microelectr.com.hk

Characteristics of MLM-192 series :

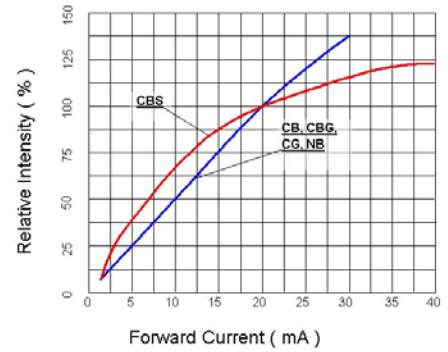
Forward Current vs. Ambient Temperature



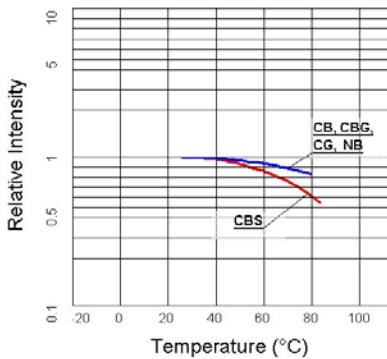
Forward Voltage vs. Forward Current



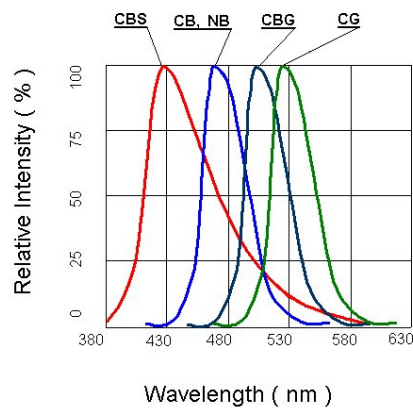
Relative Intensity vs. Forward Current



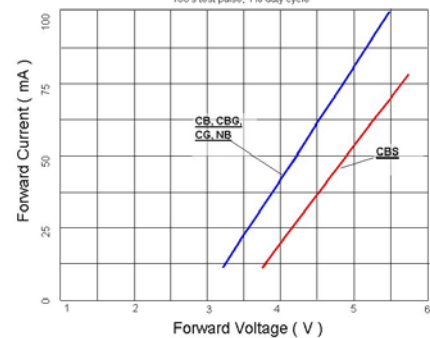
Relative Intensity vs. Ambient Temperature
Plused 20mA; 300us pulse, 10ms period



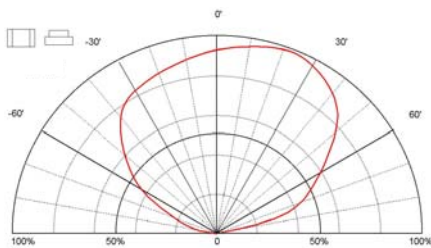
Relative Intensity vs. Wavelength



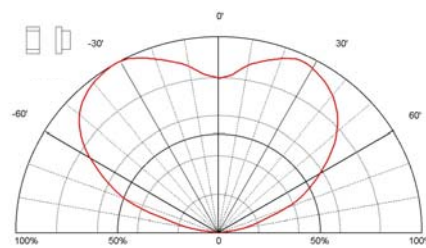
Peak Forward Voltage vs. Forward Current
100's test pulse, 1% duty cycle



Directive Characteristics



Directive Characteristics



MICRO ELECTRONICS LTD.

G/F, 38 Hung To Road, Kwun Tong, Kowloon, Hong Kong.

Kwun Tong P.O. BOX 69477, Hong Kong. TEL: (852) 23430181 FAX: (852) 23410321

HOME PAGE: <http://www.microelectr.com.hk> E-MAIL ADDRESS: common@microelectr.com.hk