

GaAlAs T-1 3/4 PACKAGE INFRARED EMITTING DIODE

MIE-556L3U

Description

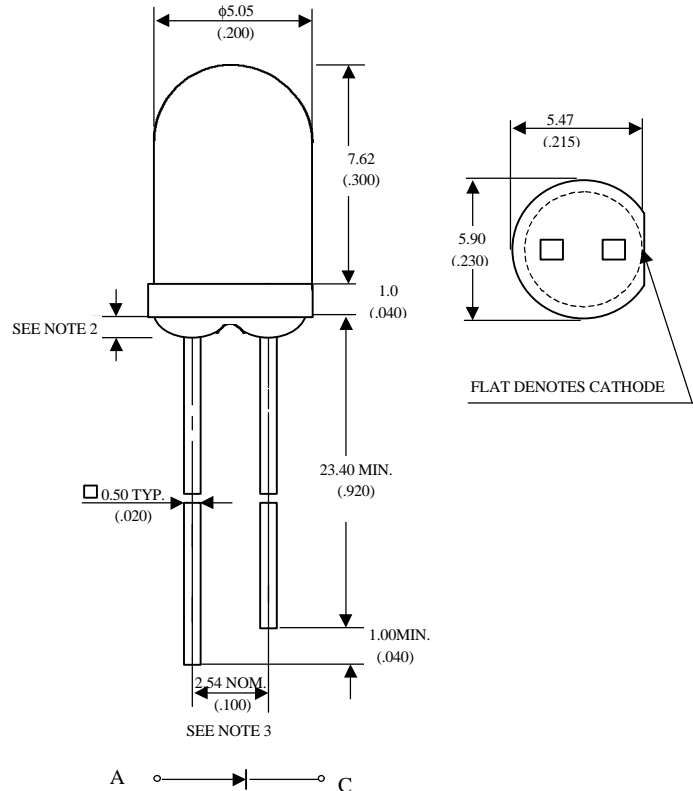
The MIE-556L3U is infrared emitting diodes in GaAlAs technology molded in pastel blue transparent package.

Features

- Suitable for DC and high pulse current operation
- Standard T-1 3/4 (ϕ 5mm) package
- Peak wavelength $\lambda_p = 880$ nm
- Good spectral matching to si-photodetector
- Radiant angle : 50°

Package Dimensions

Unit: mm (inches)



Notes :

1. Tolerance is ± 0.25 mm (.010") unless otherwise noted.
2. Protruded resin under flange is 1.5 mm (.059") max.
3. Lead spacing is measured where the leads emerge from the package.

Absolute Maximum Ratings

@ $T_A = 25^\circ\text{C}$

Parameter	Maximum Rating	Unit
Power Dissipation	120	mW
Peak Forward Current(300pps,10 μ s pulse)	1	A
Continuos Forward Current	100	mA
Reverse Voltage	5	V
Operating Temperature Range	-55°C to $+100^\circ\text{C}$	
Storage Temperature Range	-55°C to $+100^\circ\text{C}$	
Lead Soldering Temperature	260 $^\circ\text{C}$ for 5 seconds	

Optical-Electrical Characteristics

'@ $T_A=25^{\circ}\text{C}$

Parameter	Test Conditions	Symbol	Min.	Typ .	Max.	Unit
Radiant Intensity	$I_F=20\text{mA}$	I_e		0.7	-	mW/sr
Forward Voltage	$I_F=50\text{mA}$	V_F		1.4	1.7	V
	$I_F=200\text{mA}$			1.85	2.10	
Reverse Current	$V_R=5\text{V}$	I_R			100	μA
Peak Wavelength	$I_F=20\text{mA}$	λ		880		nm
Spectral Bandwidth	$I_F=20\text{mA}$	$\Delta\lambda$		60		nm
View Angle	$I_F=20\text{mA}$	$2\theta_{1/2}$	-	50	-	deg.

Typical Optical-Electrical Characteristic Curves

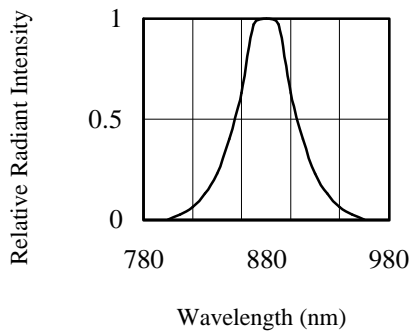


FIG.1 SPECTRAL DISTRIBUTION

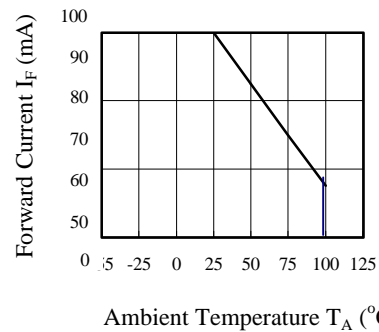


FIG.2 FORWARD CURRENT VS. AMBIENT TEMPERATURE

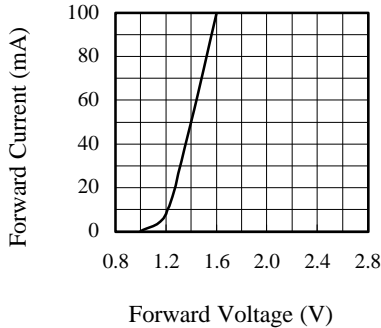


FIG.3 FORWARD CURRENT VS. FORWARD VOLTAGE

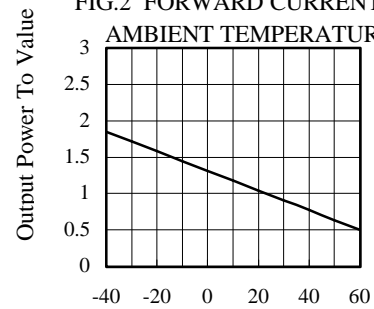


FIG.4 RELATIVE RADIANT INTENSITY VS. AMBIENT TEMPERATURE

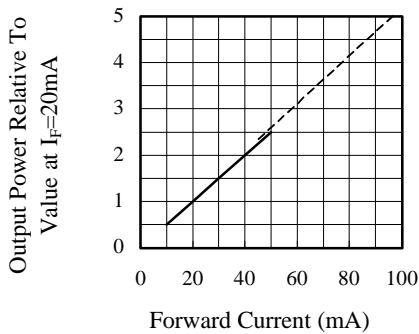


FIG.5 RELATIVE RADIANT INTENSITY VS. FORWARD CURRENT

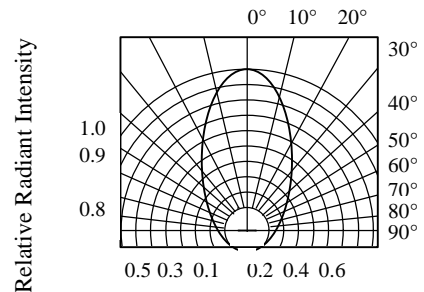


FIG.5 RADIATION DIAGRAM